

---

**BRENT DAVIS**  
**CHIEF EXECUTIVE**  
Town Hall, Nuneaton,  
Warwickshire, CV11 5AA

Our Ref: KB

Your Ref:

Date: 7<sup>th</sup> March 2024

Telephone Committee Services: (024) 7637 6204

Typetalk Registered  
DX Nuneaton 16458  
e-mail: committee@nuneatonandbedworth.gov.uk  
If calling please ask for: Committee Services

Dear Sir/Madam,

**Addendum - Finance and Public Services OSP – Thursday 14<sup>th</sup> March 2024**

The following item with the agreement of the Chair to be considered under Agenda Item 12: Any Other Items:

**12a) Update on the Introduction of Co-Mingled Recycling** – presentation of the Assistant Director for Environment and Enforcement attached (**Page 2**)

Yours faithfully,

Brent Davis

Chief Executive

To: All Members of the Finance and  
Public Service Overview and Scrutiny  
Panel

Councillors D. Brown (Chair), C. Watkins (Vice-Chair),  
R. Baxter-Payne, L. Downs, B. Hammersley, S.  
Harbison, J. Kennaugh, K. Kondakor, M. Tromans and  
Mrs D. Ross.

# UPDATE ON THE INTRODUCTION CO-MINGLED RECYCLING

Finance and Public Service Overview and Scrutiny Panel 14<sup>th</sup> March 2024

## Presented by Alastair Blunkett

Assistant Director – Environment and Enforcement

---



# Introduction

- Brief overview and background
- How the Sherbourne facility works
- Impact of the change
  - Headlines
  - Complaints
  - Contamination
  - Finance
- Next steps

# Sherbourne Material Recycling Facility (MRF)

November 2021



September 2023



October 2023 end of 'commissioning' phase, now in 'induction' phase, with the system continuing to learn and identify items placed in the brown bin

# Co-mingled recycling – no more caddy

## Caddy insert no longer needed from 23<sup>rd</sup> October 2023



**Your brown lid bin**  
Recyclables

Use this bin for the following items only

**Plastics you can recycle are:**

- Milk bottles
- Drinks bottles
- Shampoo bottles
- Margarine tubs
- Yoghurt pots
- Detergent bottles
- Fruit/mushroom punnets

**Remember:**  
"wash and squash" your items when possible before placing in the bin.

~~Container insert~~

paper, cardboard, household appliances, electronics & computers

### Date finally revealed for huge recycling bin change for Nuneaton and Bedworth

It means no more separating recycling - and the end of the use of the caddy



Important news about your recycling and waste services

**YOUR BIN CADDY IS NO LONGER REQUIRED**



# Co-mingled recycling – simpler recycling



The simplest recycling service in the Country, simple and easy for residents to use

# Sherbourne Material Recycling Facility

The most advanced facility of its type at this time.

Using Artificial Intelligence (AI) technology to sort the recycling material, removing any contamination or waste, without any human interaction

It continues to learn and adapt to the types of materials it handles



# Sherbourne Material Recycling Facility



Waste is off loaded into the tipping bay, no need to tip at multiple bays



Recycling is then transferred into the plant to be segregated

# Sherbourne Material Recycling Facility



# Impact of the change

## Headlines

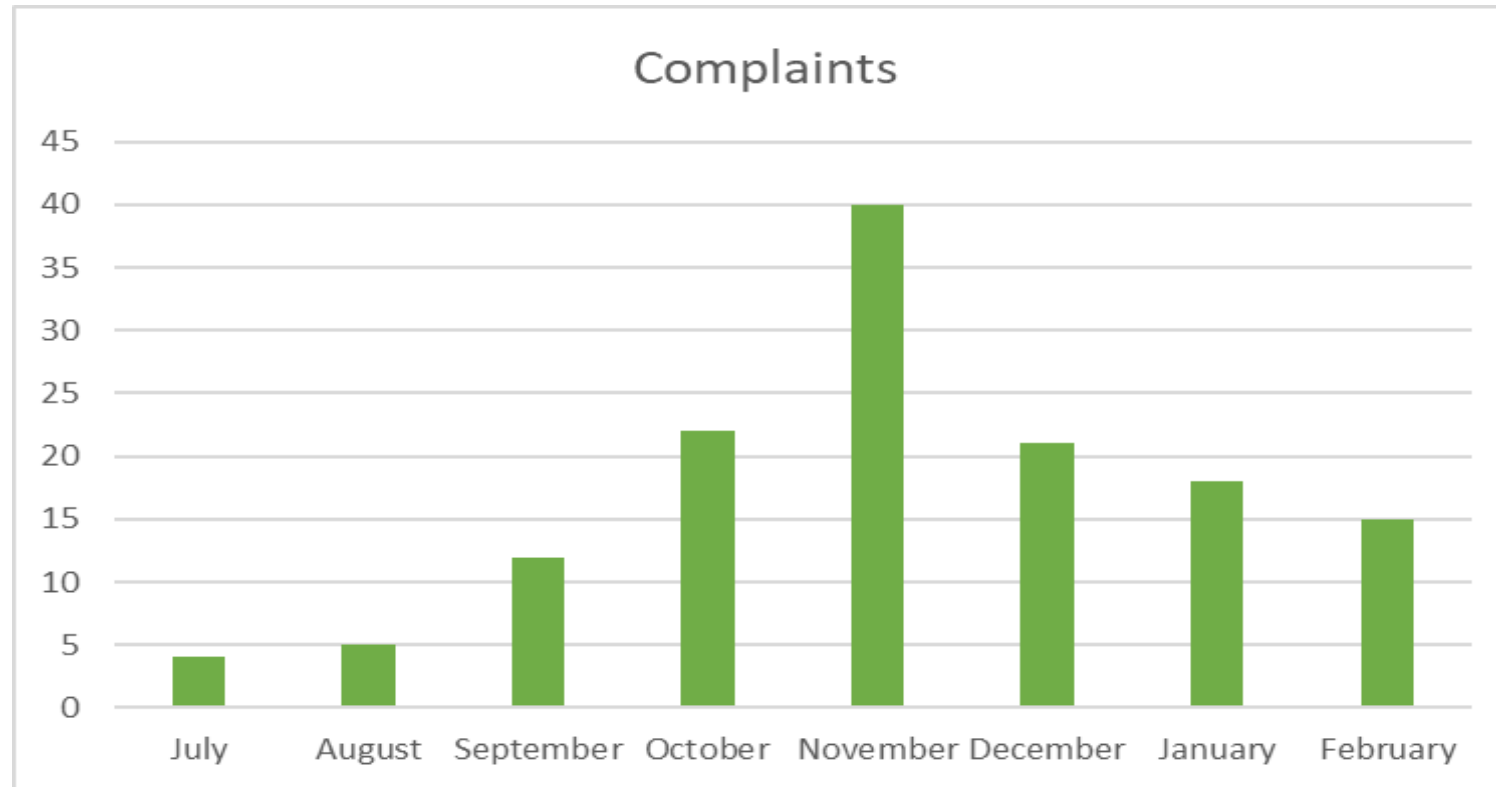
Simpler recycling collections well received by residents

No significant concerns raised by residents on the new collection routes, though rise in complaints received

No significant concerns raised by collection crews following the change to routes or the loss of the caddy insert

# Impact of the change

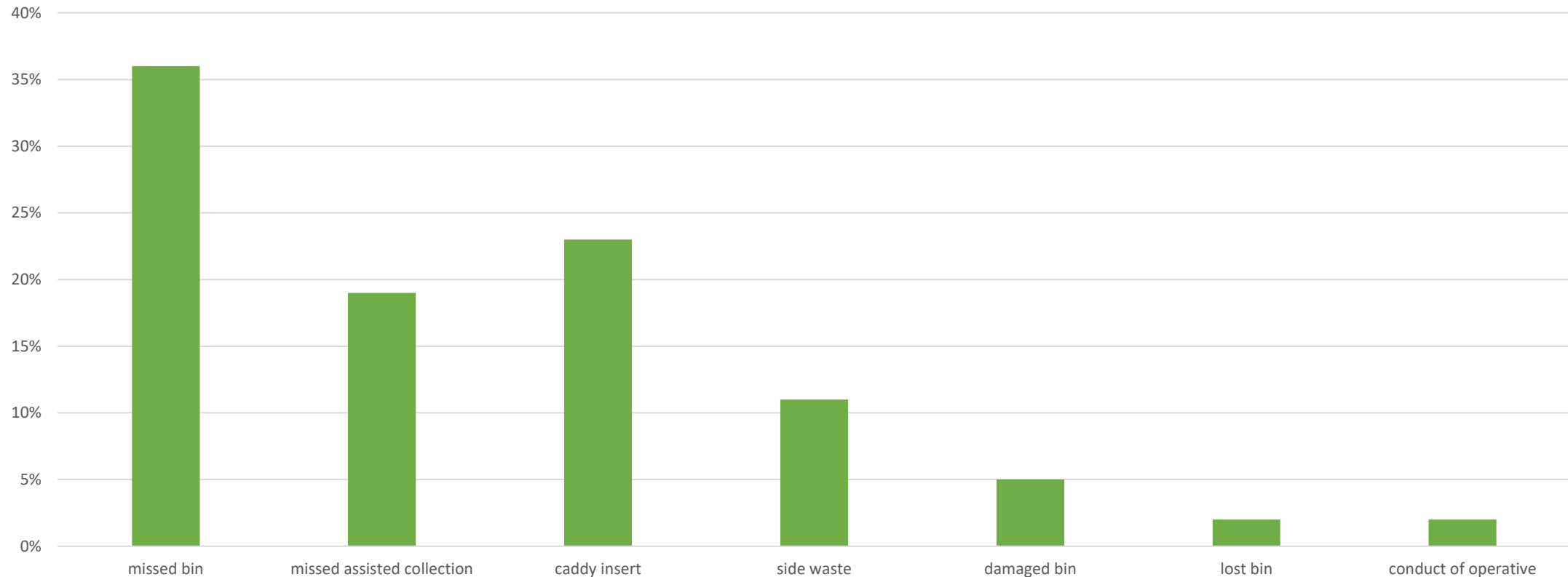
## Number of complaints



Rise in complaints following implementation of new routes and co-mingled collections, context of 250,000 bin collections per month

# Impact of the change

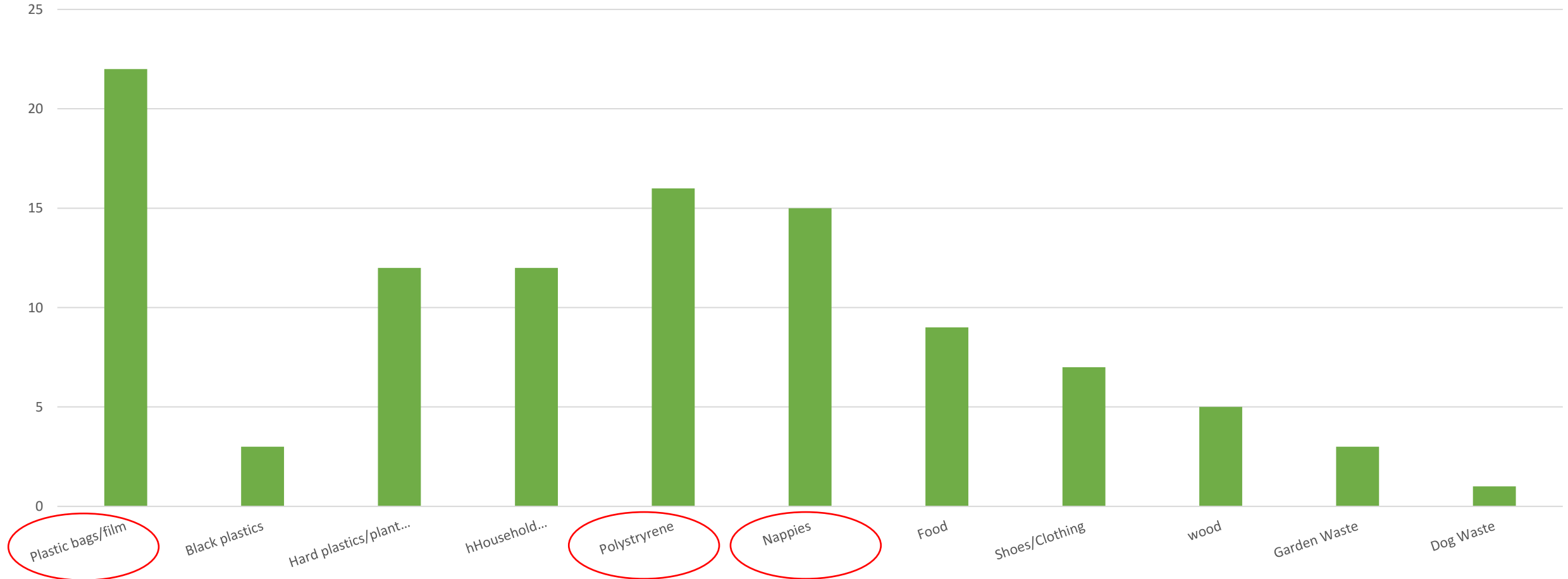
## Reason for complaint



Approximately 23200 households were affected by the route changes in September, over 11,000 caddies collected back in

# Impact of the change

## Contamination reports – September to December 2023



# Impact of the change

## Contamination November 2023 – sample report

CUMULATIVE COMPOSITIONAL ANALYSIS		CUSTOMER MATERIAL FLOWS	
Material	%	Material	% Applied to Volume (kg)
News and Pams	9.91%	News and Pams	33.54
Cardboard	14.98%	Cardboard	50.73
Mixed Paper	12.23%	Mixed Paper	41.42
Tetrapak		Tetrapak	
PET- Clear	7.24%	PET - Clear	24.51
PET- Coloured	0.35%	PET- Coloured	1.20
HDPE Natural	2.60%	HDPE Natural	8.81
HDPE- Coloured		HDPE- Coloured	
Mixed Plastics # 1-7	3.93%	Mixed Plastics # 1-7	13.31
Ferrous Cans	2.98%	Ferrous Cans	10.09
Non-Ferrous Cans	2.59%	Non-Ferrous Cans	8.78
Glass 0-10mm	11.80%	Glass 0-10mm	39.96
Glass 10-50mm	16.78%	Glass 10-50mm	56.82
Film	2.27%	Film- Coloured	7.68
Film- Clear		Film- Clear	
Light Ferrous Scrap	0.00%	Light Ferrous Scrap	0.00
Fines		Fine	
Non-target			
WEEE			
Wood			
Textiles			
Residual		Residue - Pre Sort (RDF)	
Total Contamination	12.32%		41.71
<b>Total</b>	<b>100.0%</b>	<b>Total</b>	<b>338.56</b>

# Impact of the change

## Contamination rate in January

SAMPLING DATE	02/1/2024	03/1/2024	25/1/2024	30/1/2024	31/1/2024
NON RECYCLABLE (%)	16.50	11.62	20.69	14.20	11.21



# Impact of the change

## Finance

**Fixed Payment** - To cover the fixed costs of operating the MRF

This is split along the lines of shareholding % for the first year and then rebased at the end of each year, based on the volumes sent to the facility.

**Variable Payment (Gate Fee)** - To cover the variable costs of operation.

The gate fee is determined on a £ per tonne basis, the more recycling taken to the facility by the Borough the greater the cost. Fixed but if contamination levels are consistently greater than 20% it would result in a 5% uplift in the gate fee.

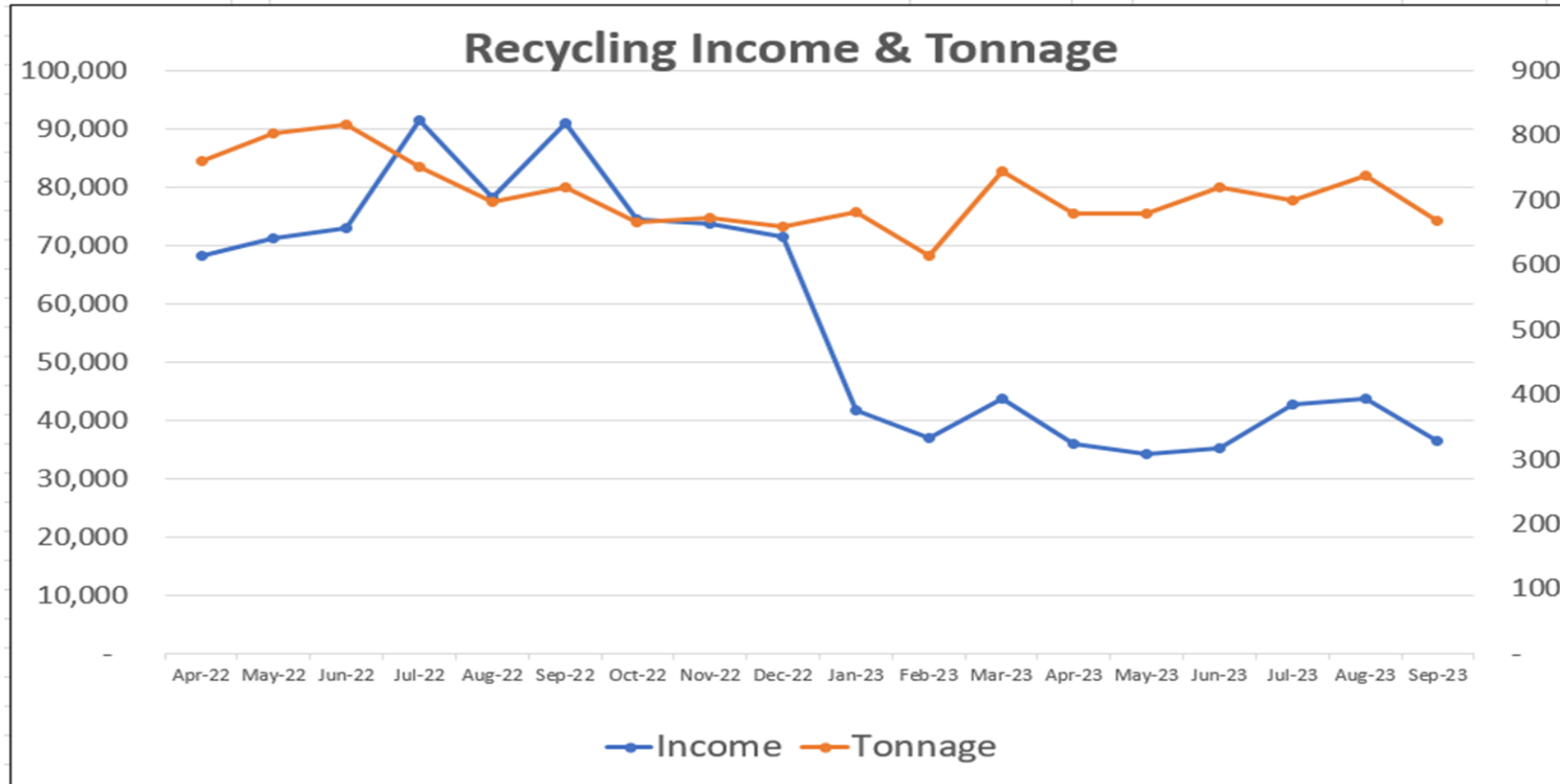
**Profit share income** – sale of materials taken to the MRF

Based on the income from the sale of materials taken to the plant by NBBC, calculation takes into account a number of different variables including contamination and transport costs. It's not simply based on market prices publish on websites such as 'Lets Recycle'.

# Impact of the change

## Finance

Recyclable Material Prices have reduced since 2022, this is a very volatile market which we continue to monitor.



# Impact of the change

## Finance

Lets Recycle Basket Prices - Midpoint	2021/22 Average	2022/23 Average	2023/24 Average	Change between 22/23 & 23/24
Mixed Paper	70.15	67.41	38.64	-43%
News & Pams	121.21	134.58	115.00	-15%
Cardboard	112.95	114.25	102.53	-10%
Ferrous Cans	181.29	155.21	152.22	-2%
Non-ferrous cans (aluminium)	1,047.26	1,112.92	1,018.33	-8%
HDPE - Natural	797.66	932.08	924.44	-1%
HDPE - Coloured	413.31	505.83	444.17	-12%
PET - Clear Light Blue	387.18	527.92	399.03	-24%
PET - Coloured	- 13.24	- 12.19	- 23.93	-96%
Film - Coloured	- 46.61	- 43.13	- 47.64	-10%
Mixed Plastics #1-7				
Glass 10-50mm	- 5.98	- 4.71	- 1.53	68%

# Next steps

Continue to work with Sherbourne and Coventry City Council to ensure that the recycling service meets the needs and expectations of residents

Work to refine the forecasting for future payments/income

Communications/Promotions to target areas of Borough where there is high contamination, promote services provided to maximise income from the service

# More work to do with residents

