

# Warwickshire Domestic Burglary Analysis



Author: Thomas Kane,  
Community Safety  
Partnership Analyst,  
Warwickshire  
Observatory

August 2014

## Summary

The purpose of this briefing document is to provide an overview of the current levels of domestic burglary for England and Wales and also a more detailed analysis of the domestic burglary trends for Warwickshire.

Domestic burglary is described by the Home Office as “the theft of property from people’s homes, as opposed to business properties.” There are three further sub-categories which combine to make up the overall category of domestic burglary, these are:

- Attempted domestic burglary – intent to carry out burglary, steps taken to complete the crime without success.
- Distraction domestic burglary – an instance of gaining access to a property under false pretences, with the intention of committing theft.
- Aggravated domestic burglary – burglary carried out whilst also in possession of a weapon.

Note: Domestic burglary does not include offences such as theft from outbuildings, non-connected garages or sheds, these would all be classed under the category of burglary “other”.

## Key Findings:

- Overall levels of domestic burglary are reducing both nationally and for Warwickshire.
- The majority of Warwickshire domestic burglary offences take place within the densely populated town centres.
- The majority of domestic burglary offenders within Warwickshire are male and of White British ethnic origin.
- The top two most popular items stolen during domestic burglary offences in Warwickshire are cash and jewellery.

## Contents:

Page 3 - Overview for England and Wales
Domestic Burglary - Warwickshire
Page 5 - Warwickshire Domestic Burglary Locations
Page 6 - Domestic Burglary Offenders
Repeat Offenders
Page 7 - Method of Entry
Page 8 - Domestic Burglary Victims
Page 9 - Community Safety Partnership Initiatives
Page 10 - Police Initiatives
Page 11 - Best Practice
Page 13 - References

## Overview for England and Wales

**Table 1: Change in Domestic Burglary Trends for England and Wales over a Ten Year Period**

England and Wales	Year			
Measure	Apr-02 to Mar-03	Apr-07 to Mar-08	Apr-11 to Mar-12	Apr-12 to Mar-13
<b>Domestic Burglary Offences</b>	437,583	280,696	245,312	227,280
<b>Burglary rate per 1,000 Households</b>	18.73	12.01	10.50	9.73

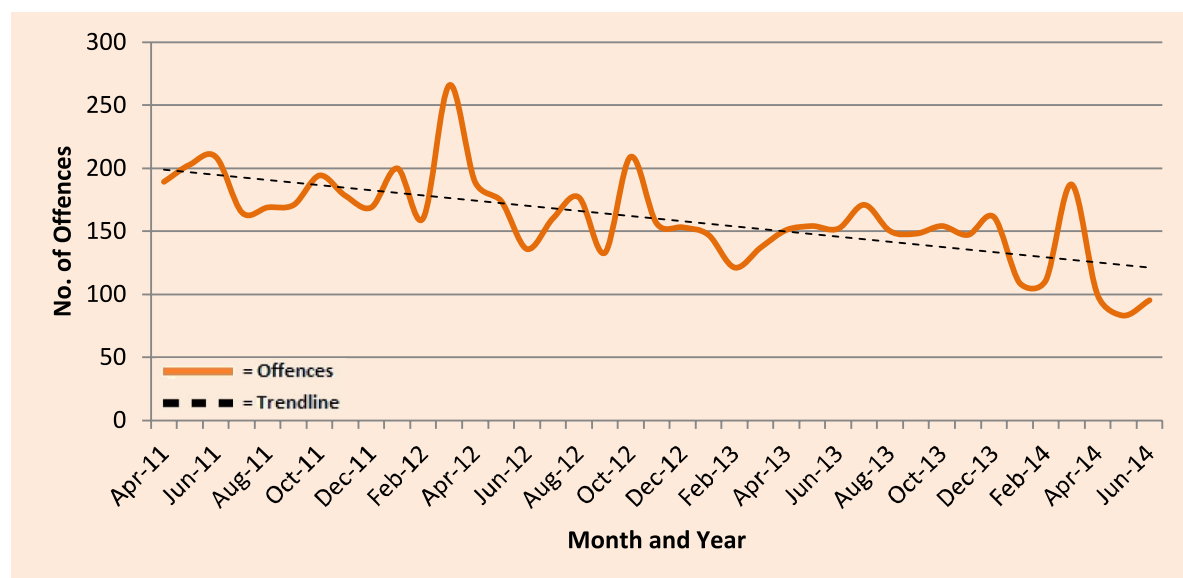
Source: Office for National Statistics.

The table shows there was significant reduction of 36% in domestic burglary offences from 437,583 to 280,696 offences between 2002/3 and 2007/8. The levels of domestic burglary offences since 07/08 have continued to reduce, with 18,032 (7%) less offences having been recorded in 2012/13 compared to 2011/12.

## Domestic Burglary - Warwickshire

Within Warwickshire there were a total of 6,237 domestic burglary offences recorded for the period April 2011 to July 2014. The graph below illustrates the breakdown of offences by month and year.

**Figure 1: Warwickshire Domestic Burglary Offences for the Period April 2011 to June 2014**



Source: Crime Information System, Warwickshire Police.

- Levels of domestic burglary have reduced over the three year period.
- March was the most prolific month with an average of 197 offences per year.
- The least prolific month was September with an average of 151 offences per year.

**Table 2: Domestic Burglary Offences per 1,000 Households within Warwickshire**

District/Borough	No. of Households	No. of Offences	Rate per Thousand Households
Nuneaton & Bedworth	52,711	583	11.06
North Warwickshire	25,812	221	8.56
Rugby	41,875	312	7.45
Warwick	58,679	402	6.85
Stratford	51,928	277	5.33
<b>Warwickshire</b>	<b>231,005</b>	<b>1,795</b>	<b>7.77</b>

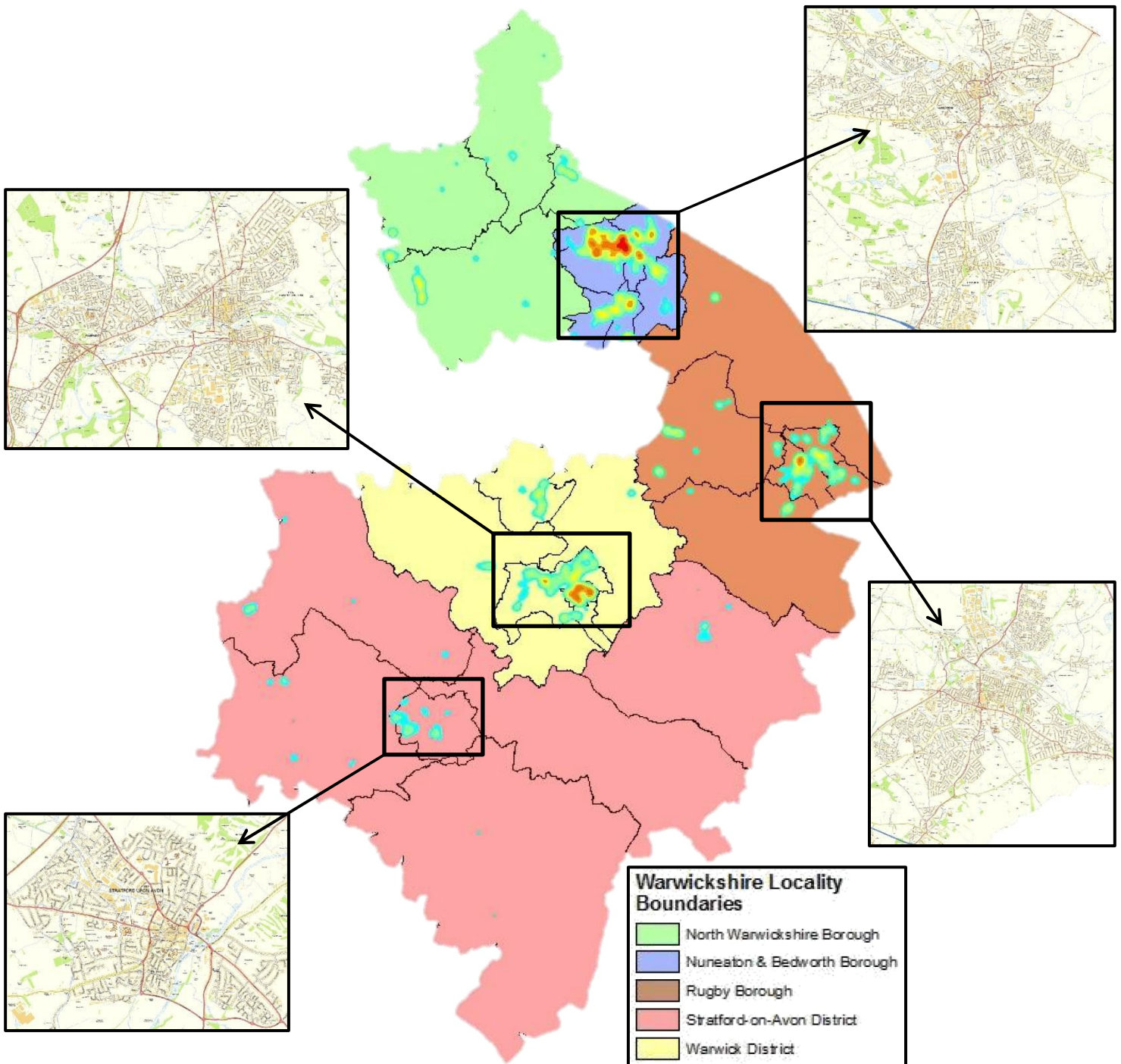
Source: Crime Information System, Warwickshire Police.

- Nuneaton and Bedworth Borough has the highest level of offences per thousand households with 11.06.
- North Warwickshire Borough is the second highest with 8.56 offences per thousand households.
- Stratford District is the lowest with 5.33 while Rugby Borough and Warwick District both average fewer than 8 offences per thousand households with 7.45 and 6.85 respectively.

The overall rate for Warwickshire of 7.77 offences per thousand households is just under two below the England and Wales rate of 9.73

# Warwickshire Domestic Burglary Locations

Map 1: Distribution of domestic burglary offences within Warwickshire, April 2013 to March 2014



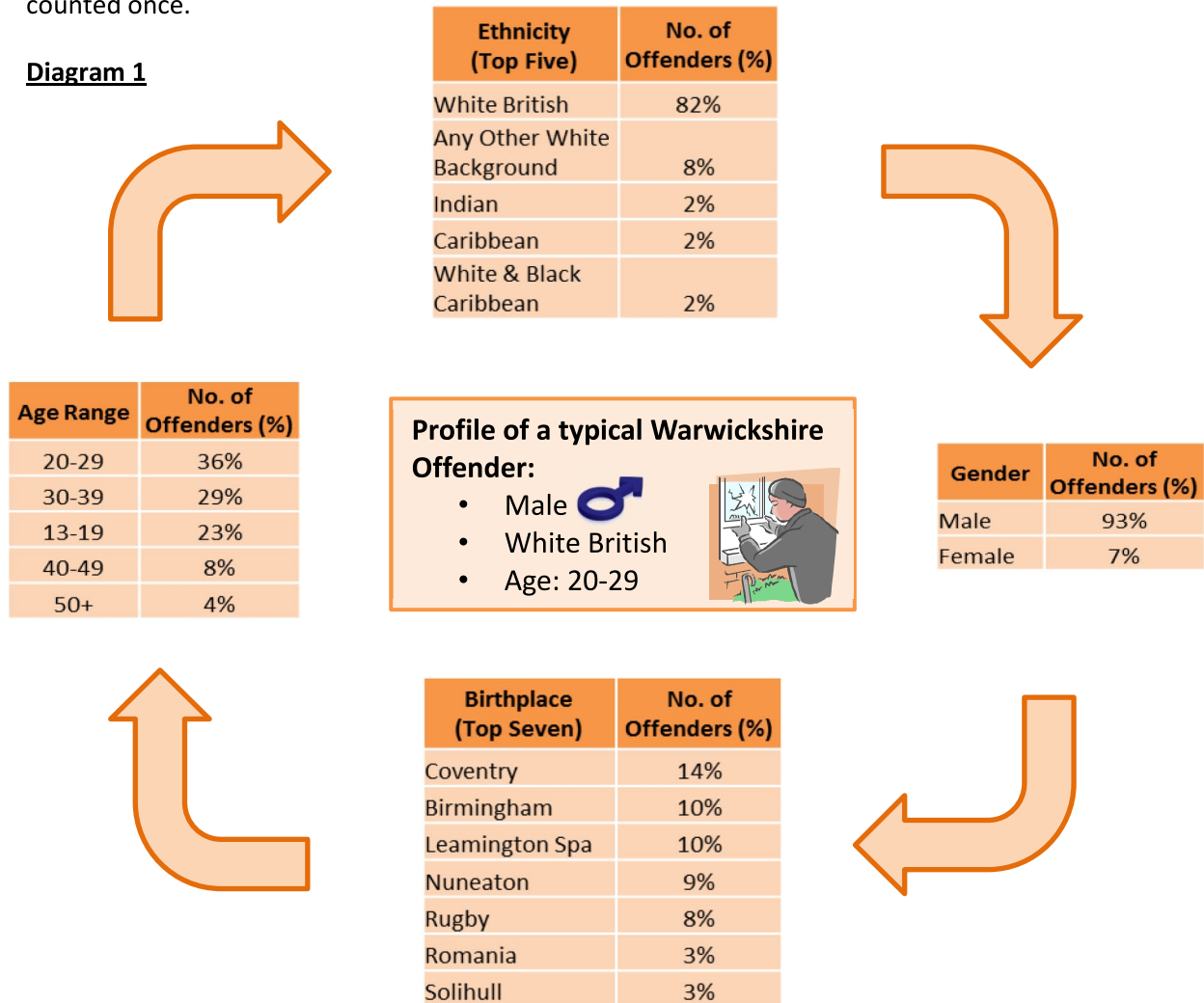
© Crown Copyright and database right 2014. Ordnance Survey 100019520.

The main clusters of domestic burglary offences are located around the densely populated town centres, offences in rural areas are much more sporadic across the county.

## Domestic Burglary Offenders

The diagram below has been created using the Warwickshire Police domestic burglary offender data for the period April 2013 to March 2014\*. For the purposes of this diagram, repeat offenders (individuals who have committed more than one offence over the time period) have only been counted once.

**Diagram 1**



Source: Crime Information System, Warwickshire Police.

## Repeat Offenders

There were a total of 58 repeat offenders recorded for the period April 2013 to March 2014. Out of these 58, 32 have committed two domestic burglary offences. Two individuals out of the 58 repeat offenders committed a combined total of 46 offences between them (23 each).

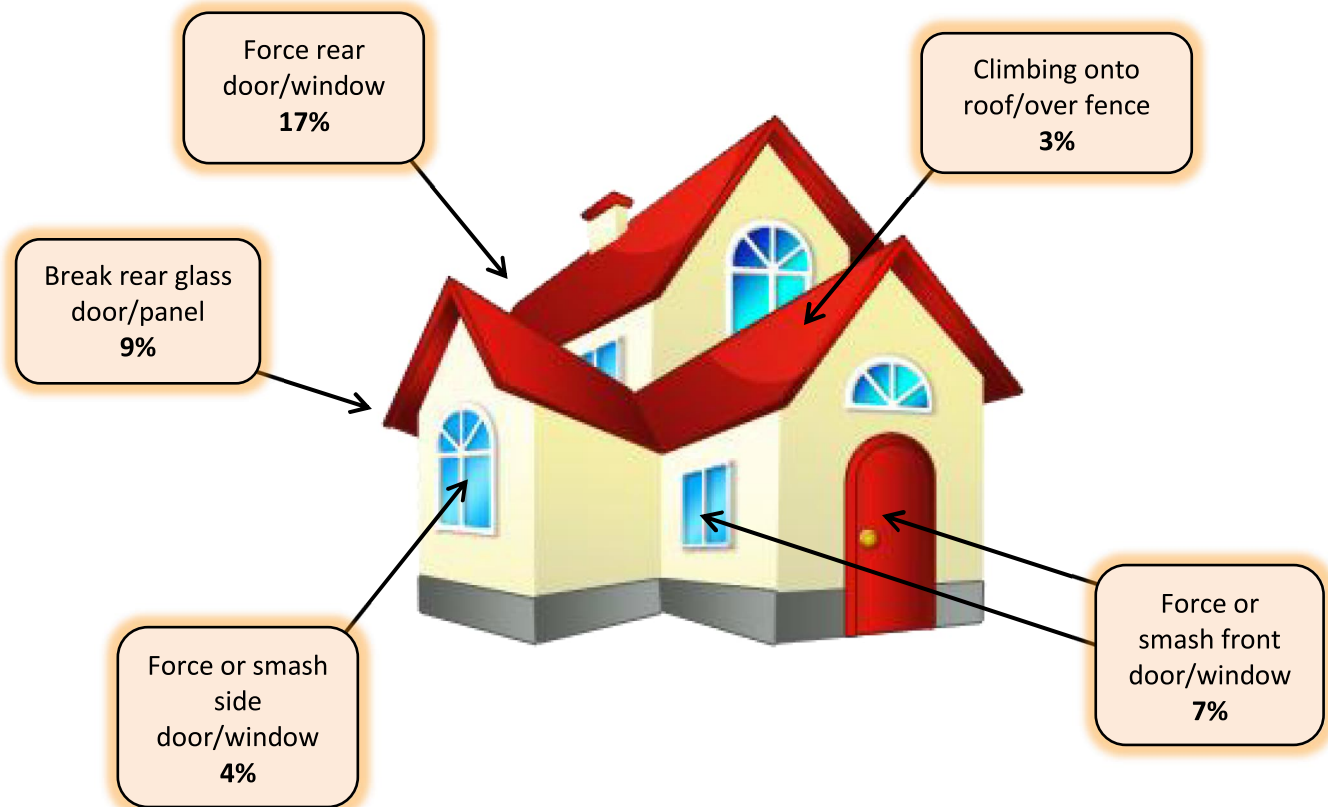
The total of 243 offences committed by repeat offenders accounts for 14% of the overall total of 1,795 domestic burglary offences.

\*This data only includes offenders who have been caught committing, or have confessed to, domestic burglary offences.

## Method of Entry

The diagram below illustrates the five main methods by which offenders have gained entry to properties, this is based on the Warwickshire Police domestic burglary data for the period April 2013 to March 2014. The percentages have been calculated using the overall total number of domestic burglaries committed over the period which was 1,795.

**Diagram 2**

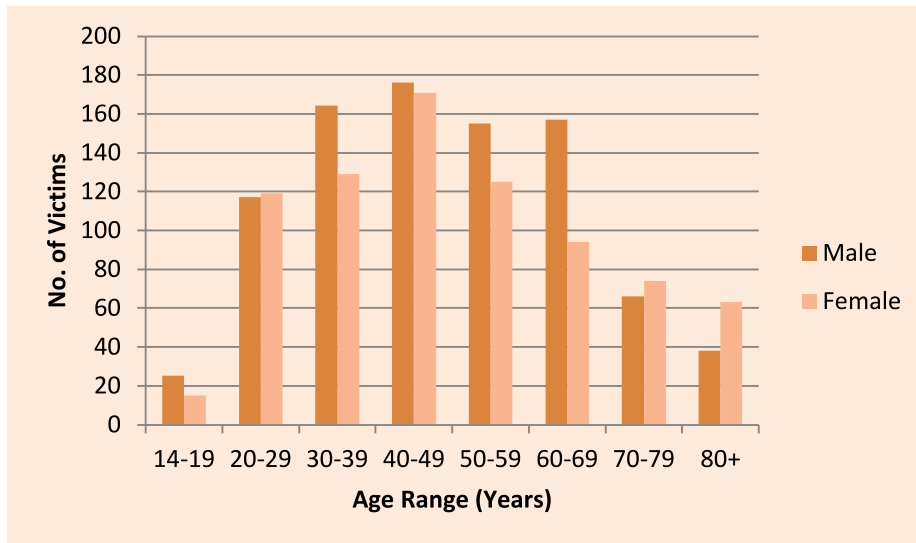


Source: Crime Information System, Warwickshire Police.

Of the 1,795 domestic burglaries, 337 of the properties were classed as insecure, meaning that the offenders were able to gain entry with minimal effort. Examples of an insecure property would be a front door being left unlocked or a window being left open which can be a particular problem during periods of hot weather.

## Domestic Burglary Victims and Top Ten Items Stolen

**Figure 2: Age and Gender for Victims of Domestic Burglary in Warwickshire, April 2013 to March 2014 (Total of 1,762 Reported Victims of Domestic Burglary)**

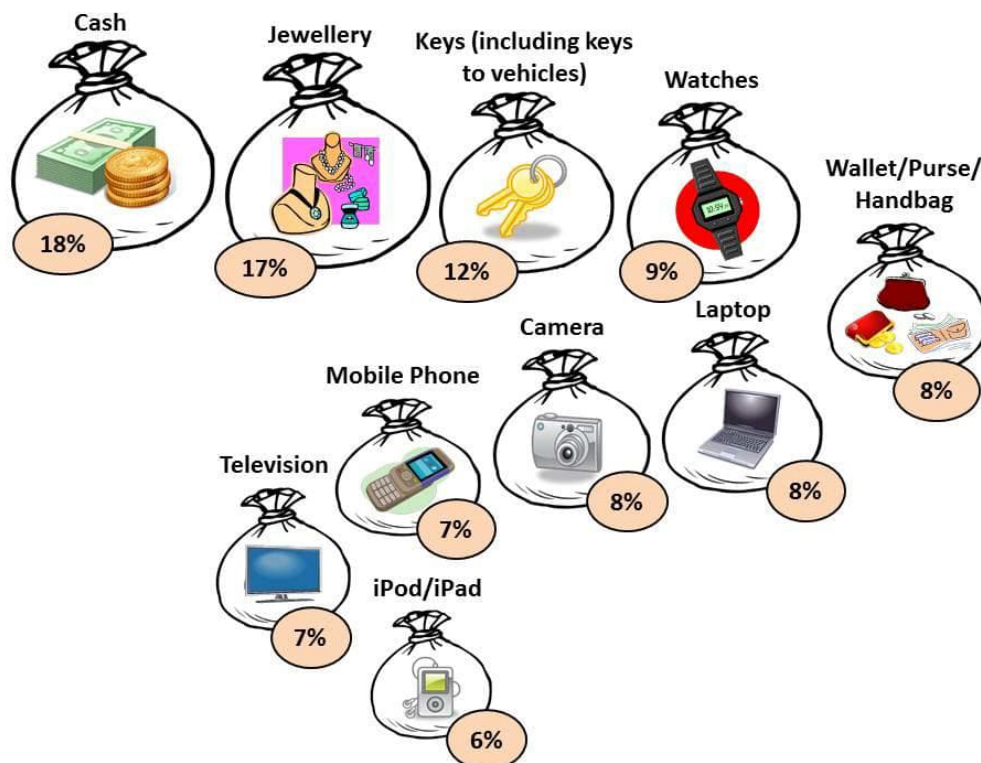


Source: Crime Information System, Warwickshire Police.

Examining the 1,762 victims of offences, there have been 24 individuals who have suffered more than one domestic burglary. Of these, 22 have been targeted twice and the other two individuals three times. The data for number of victims is often higher than the total number of recorded offences due to more than one person reporting the same crime.

The diagram below has been created using the Warwickshire Police domestic burglary data for the period April 2013 to March 2014 and illustrates the top ten most popular items stolen. The percentages are based on the proportion that each item contributes to the top ten.

**Diagram 3**



Source: Crime Information System, Warwickshire Police.



**Table 3: District and Borough Community Safety Partnership Initiatives**

Initiative						
District/Borough	Burglary Mapping	Hotspot Identification	Road Shows	Schemes and Prevention measures	Examples of Available Products	Further Information
North Warwickshire	Warwickshire County Council Project Officers map burglaries that are reported to the Police across the District/Borough on a daily basis.	Emerging hotspots are identified and can be discussed for intervention at Partnership meetings which may include bodies such as Warwickshire Police, Fire and Rescue Service, Neighbourhood Watch, NHS, Drug and Alcohol Action Team, Youth Justice and Probation services.	Warwickshire County Council Project Officers put on road shows to engage with local residents and allay their fears by providing crime prevention advice and up to date crime figures.	Area Forum meetings providing locally identified issues. Safer Neighbourhood Team, Neighbourhood Watch. Police Alert Messaging System (residents receive up-to-date information on current crime trends). Neighbourhood Watch.	Target Hardening Packs: given to victims of domestic burglary and near neighbours, contains information on how to prevent repeat burglary. Shed, door and window alarms, non-drying paint, fencing strips, SmartWater.	www.northwarcks.gov.uk
Nuneaton and Bedworth			Domestic Burglary Action Plan, Safer Neighbourhood Team, Acquisitive Crime Team (ACT), Priority Policing Area Team (PPA). ANPR technology: number plate recognition. Neighbourhood Watch. Community Forums, Community Safety Teams, Safer Neighbourhood Teams. Problem Oriented Approach (POP): addressing the root causes of crime and disorder. Neighbourhood Watch.			www.nuneatonandbedworth.gov.uk
Rugby						www.rugby.gov.uk
South Warwickshire (Stratford and Warwick)						www.stratford.gov.uk/ community/police.cfm www.warwickdc.gov.uk

# Police Initiatives to Combat Domestic Burglary

## Alliance Level – Warwickshire and West Mercia

### Operation Citadel (West Mercia Only)

This is an IT based solution whereby information can be pulled together to show the location of hotspot areas in which domestic burglary (and other) offences are likely to occur. This is backed up by a series of dedicated teams who monitor known repeat offenders and target these hotspot areas. The most recent Police intelligence can also be factored in to make the information as relevant as possible. Members of the public and local businesses can provide input by reporting anything suspicious in their local area.

### Operation Defend

Operation Defend is based on the principle that one burglary event can be used to predict the time and location of the next. Analysis has identified areas across Warwickshire and West Mercia where near repeat victimisation is evident. In these areas the risk of further burglaries within 100 metres and 24 hours is increased by up to 23 times. The risk remains at a statistically significant level for four days and up to 400 metres from the initial burglary event.

A response plan has been implemented in order to inform, reassure and advise local residents. Emphasis is placed on face-to-face interaction with residents, although leaflets are used where this has not been possible. Residents are encouraged to report suspicious incidents.

A patrol plan is also enacted, in order to reduce the risk of burglary, as well as gather intelligence and ultimately catch those responsible. Patrols are focussed within 100 metres and close to the time of offence i.e. if a trigger offence was at 2am, the patrol strategy should be to be patrolling the relevant area at 2am (and sometime either side) as this would represent the best opportunity to disrupt or catch those responsible. Further reassurance patrols take place within a 400 metre radius for four days where resources allow.

### Force Calendar

This is a predictive tool which uses crime data from the previous three years to predict the most likely weeks that will see an increased demand across all crime types. Such peaks are subject to further analysis to identify repeat hotspot areas, vulnerable victims or potential offenders. Local crime management plans are then put in place to deal with the anticipated increased risk.

### Warwickshire Police Burglary Team

Warwickshire Police work to the idea that having a specialist burglary team greatly increases the likelihood of catching criminals and reducing offences. The logic being that by having specialist staff, they are able to build up a vast pool of knowledge especially around repeat offenders and have access to the most up to date information on burglary activity.

Following a domestic burglary, a “scene attender” is deployed to get to the location as soon as possible to provide support to the victim and to provide a presence at the scene. They are able to

carry out house-to-house calls to raise awareness of the offence, gather intelligence and enable them to identify burglary patterns.

Extra promotion of information about burglary is carried out at certain times of the year, for example when the clocks change this prompts an additional push on crime prevention information being promoted to the general public.

## Best Practice

### Neighbourhood Watch

There are six Neighbourhood Watch associations across Warwickshire covering the boroughs of North Warwickshire, Nuneaton and Bedworth, Rugby and the Districts of Stratford-upon-Avon and Warwick. Neighbourhood Watch is a voluntary network of schemes where neighbours come together, along with Police and local partners, to build safe and friendly communities.

<http://nwnhw.co.uk/>



### SmartWater

The SmartWater brand has a range of products designed to “provide traceability to items of value and link criminals with individual crime scenes.” The SmartWater itself is a liquid which contains its own unique forensic code which is registered to an address or location. Once administered, the SmartWater is almost impossible to remove and can only be seen under ultraviolet light.

<http://www.smartwater.com/>



### Secured by Design

Secured by design is owned by the Association of Chief Police Officers (ACPO) and is a project focusing on the design and security of newly refurbished homes, commercial premises and car parks. With regard to domestic burglary, the secured by design website offers preventative measure such as the “Security Checklist” giving advice on how to make your home as secure as possible.

<http://www.securedbydesign.com/>



### Restorative Justice

The principle of restorative justice is that where an offender is willing to accept responsibility and show remorse for an offence, the victim has the chance to meet face-to-face and explain the damage that has been caused and explain the impact of their actions. The Restorative Justice website explains that evidence shows that the process meets the victims needs and reduces the frequency of re-offending.

<http://www.restorativejustice.org.uk/>



### Target Hardening Packs

These packs are distributed to households that have been victims of domestic burglary and contain information and products to try to make it more difficult for a repeat burglary to take place. The sort of information that would typically be in a pack includes Warwickshire Police advice on how to secure your property and local Neighbourhood Watch contacts. The products include SmartWater, window stickers, window alarms and timer switches. Timer switches can be plugged into electrical items e.g. a lamp and set to come on at certain times of the day to make it look like the property is occupied.



## References

- Office for National Statistics website:

<http://www.statistics.gov.uk/hub/index.html>

- Restorative Justice Council website:

<http://www.restorativejustice.org.uk/>

- Neighbourhood Watch website:

[http://www.ourwatch.org.uk/resource\\_centre/case\\_studies/](http://www.ourwatch.org.uk/resource_centre/case_studies/)

- SmartWater website:

<http://www.smartwater.com/>

- Secured by Design website:

<http://www.securedbydesign.com/>

- Warwickshire Police website:

<http://www.warwickshire.police.uk/>

- Community Safety Partnerships

<http://www.northwarks.gov.uk/>

[www.nuneatonandbedworth.gov.uk](http://www.nuneatonandbedworth.gov.uk)

[www.rugby.gov.uk](http://www.rugby.gov.uk)

[www.stratford.gov.uk/community/police.cfm](http://www.stratford.gov.uk/community/police.cfm)

[www.warwickdc.gov.uk](http://www.warwickdc.gov.uk)

- NABSCOP annual report 2012-13

[www.nuneatonandbedworth.gov.uk](http://www.nuneatonandbedworth.gov.uk)

- Safe in Warwickshire website:

[www.safeinwarwickshire.com](http://www.safeinwarwickshire.com) , <http://safeinwarwickshire.com/crime-prevention/>