

Contains Ordnance Survey data (C) Crown copyright and database rights 2011
Nuneaton and Bedworth Borough Council

Employment Estate Consultation

Weddington Terrace

(October 2011)

Nuneaton and Bedworth Borough Council carried out a consultation exercise with numerous industrial estates within the Borough. The aim of the consultation was to build upon previous work carried out by the Council which has identified issues within the estates. This consultation sought to gain feedback from businesses on what the key issues are on the estates. The aim of which is to assist the Council in creating an evidence base which it is hoped will assist in helping to overcome some of the issues.

Site Description

Weddington Terrace is around 3ha in size and is situated to the north east of Nuneaton town centre. The site is accessed off the A444 Weddington Road via Weddington Terrace.

Consultation Response

The Council distributed 30 questionnaires to businesses located at Weddington Terrace. Five questionnaires were returned giving a response rate of 17%.

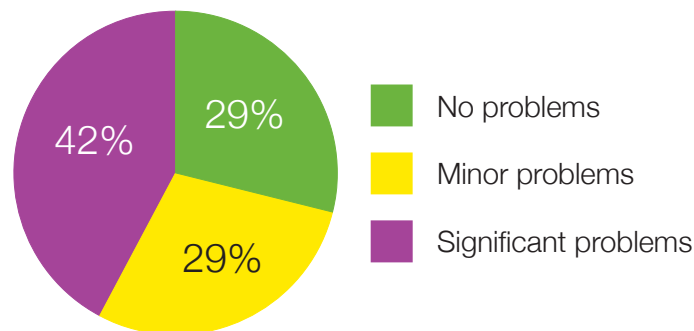
The majority of respondents consider that the road network within and immediately around the industrial estate presents them/their clients with significant problems. Respondents stated that access for commercial and emergency vehicles is made extremely difficult due to cars being double parked along Weddington Terrace. It was suggested that this issue could be resolved through the reinstatement of double yellow lines.

Half of respondents considered the appearance and upkeep of the estate to be a minor issue. Half of respondents considered security on the estate to be a minor issue. The estate's proximity to the town centre was highlighted as a "good point".

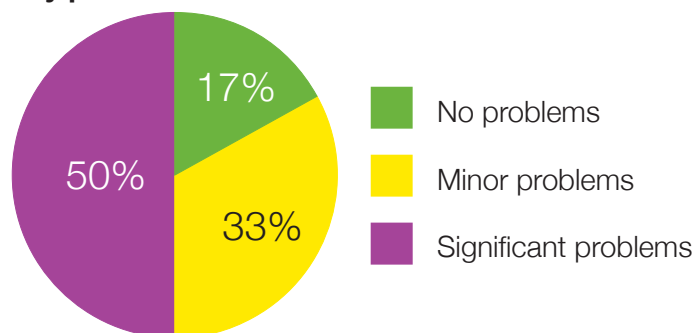
In summary

Accessibility to the estate for staff, general appearance and security were identified as the key issues within Weddington Terrace Industrial Estate. In taking this forward the Council will seek to focus future work on these areas.

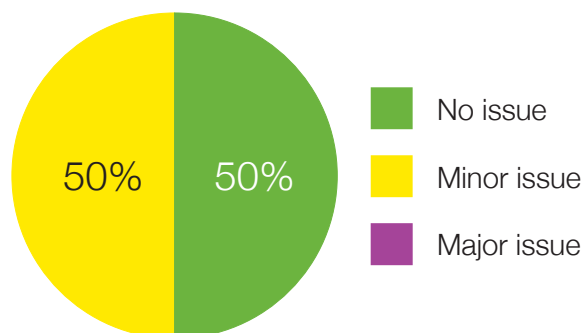
Does the road network within the industrial estate present you or your clients with any problems?



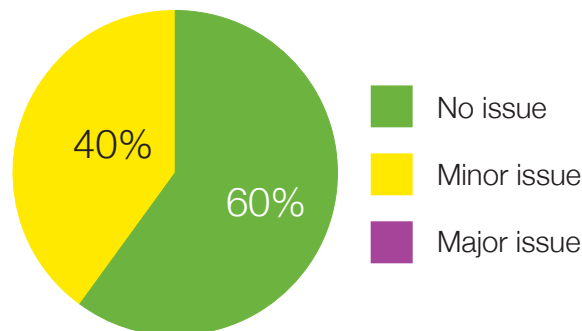
Does the road network, immediately around the industrial estate present you or your clients with any problems?



Do you consider your appearance and upkeep of the industrial estate e.g. streets, footpaths, etc. to be an issue within the industrial estate?



Do you consider security on the estate to be an issue?



If you wish to be part of any future discussions, or would like to discuss the results further for

Weddington Terrace Industrial Estate

please contact **Ashley Baldwin** (Principal Planning Officer) on ashley.baldwin@nuneatonandbedworth.gov.uk or 024 7637 6329