

Budget Book 2020/21

**General Fund and Housing Revenue Account
Capital Programmes**



NUNEATON AND BEDWORTH BOROUGH COUNCIL

GENERAL FUND and HOUSING REVENUE ACCOUNT (HRA) 2020/21

REVENUE BUDGET CAPITAL PROGRAMMES FEES & CHARGES

	CONTENTS	Page
	Foreword	3 – 8
Appendix A	General Fund Revenue Budget Summary	9 -12
Appendix B	General Fund Budget: Portfolio details:	
	- Arts, Leisure & Economic Development	13 – 18
	- Central Services & Refuse	19 – 22
	- Finance and Civic Affairs	23 – 33
	- Housing, Health & Communities	34 – 39
	- Planning and Development	40 – 48
Appendix C	Support Services Summaries	
	- Corporate Directors	48
	- Finance & Procurement	48
	- Human Resources	49
	- IT & Communications	49
	- Corporate Customer Services	50
	- Business Improvement Administration Team	50
	- Corporate Governance Legal	51
	- Corporate Governance Health & Safety	51
	- Corporate Governance Audit & Insurance	52
	- IT Flare Costs	52
	- Administrative Buildings	53
Appendix D	Housing Revenue Account (HRA) budget	54
Appendix E	General Fund Capital Programme	55
Appendix F	Housing Revenue Account Capital Programme (HRA)	56
Appendix G	Payroll Codes for Recruitment Forms	57 – 62
Appendix H	Mentec Codes for Paying in at the Cash Office	63 – 69

Foreword

1 Introduction

The Council approved the 2020/21 budget on 12th February 2019. In addition to approving the General Fund and Housing Revenue Account budgets for 2020/21, the Council determined the Council Tax for the Council also approving the Capital Programme for the General Fund and HRA and the Treasury Strategy for the year.

This budget book sets out the background information and details behind the budgets as follows:

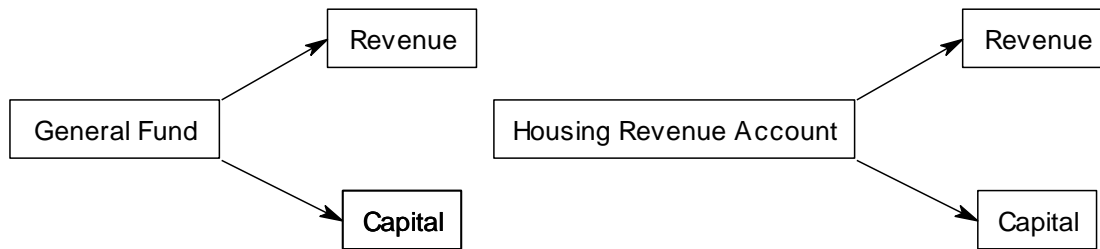
- ❑ Council Tax Setting 2020/21
- ❑ Nuneaton and Bedworth Council Tax Requirement 2020/21
- ❑ Housing Revenue Account
- ❑ General Fund Budgets (Appendices A & B)
- ❑ Support Services Summaries (Appendix C)
- ❑ HRA Budget (Appendix D)
- ❑ General Fund and HRA Capital Programmes (Appendices E & F)

Additional information in relation to Coding is provided as follows as a reference point for internal staff:

- ❑ Payroll Coding when employing new starters (Appendix G)
- ❑ Mentec Codes for use when paying money in over the counter (Appendix H)

2. Local Government Finance and Budget setting 2020/21 - Background

The Council's spending can be categorised in the following way:



- Revenue Spending is on day-to-day costs like employees, premises and transport.
- Capital Spending is for buying assets that will be of use to the authority for more than one year, such as vehicles and buildings.
- The Housing Revenue Account (HRA) is the council acting as a Landlord for the management, maintenance and letting of our own housing stock. The HRA is a separate ring-fenced fund from the General Fund and is primarily funded by rental income.
- All other spend and income is classed as General Fund.

3. General Fund

Local Authority spending is financed through Business rates, Central Government Grants and Council Tax. We also have other sources of income, which relate directly to the provision of a service. These are raised through fees and charges and include charges for the use of car parks, events at the Civic Hall and planning applications for example. We may also receive some specific government grants for providing some services.

A summary of the total core funding for NBBC for 2020/21 compared to 2019/20 is shown below.

	2019/20 £'000	2020/21 £'000
Business Rates after Levy Payment & prior to surplus / deficits	(14,905,560)	(14,828,160)
NNDR Tariff payable to CLG	9,263,560	9,414,490
Net Retained Business Rates	(5,642,000)	(5,413,670)
New Homes Bonus	(1,360,400)	(1,621,983)
Collection Fund Surplus	(75,000)	(150,820)
Total Funding before Council Tax	(7,077,400)	(7,186,473)

The council's budget is significantly influenced by the level of grant received from central Government. This has reduced significantly over recent years and as such the council's net budget has also had to decrease.

The fair funding review recalculating government grants from Central Government to local authorities and provision of the future 3 year financial settlement was expected to come into effect from April 2020. It is not anticipated that the funding will increase but may continue to fall in the future and as such we are becoming more reliant on business rates, council tax and creating additional revenue streams to support the services we provide. As such we the trading arm NABCEL providing lease income and gas installations is being used to support income generation to the general fund.

The fair funding review has been delayed and so a roll over of the existing settlement was used for 2020/21. Though simplifying 2020/21, future uncertainty remains, making medium term planning more difficult.

The difference between what we spend and the income we raise from fees and charges, business rates and central Government grant(s) is known as the **council tax requirement**, and this is what we will need to be raised through council tax to support service provision for the coming year.

Council Tax is a charge on all homes within the Borough. All properties are placed into one of eight bands (A-H) plus a band for disability discount, based on valuation in April 1991.

From April 2013 there were some significant changes to the way in which Local Government was funded. Business Rates Retention – prior to 2013/14 business rates were pooled nationally and each local authority received a fixed proportion back as part of their Revenue Support Grant. As part of Business Rates Retention (BRR) changes introduced in April 2013, authorities now keep a proportion of the business rates they collect in their area, but to ensure some equalisation of resources there is a system of tariffs and top-ups in place where an authority's income is compared to their spending need. There is also a safety net in place if an authority's income falls below a certain amount, and a levy of 50% will be payable on any growth above RPI.

The government takes a 'central share' of 50% of all business rates income before baselines are set and this will be used to fund Revenue Support Grant allocations and other government grants. The remaining 50% will be the 'local share' with 40% being retained by the district and 10% being apportioned to the county council in two tier areas, like Warwickshire.

Each authority has been set a Business Rates Baseline and a Spending Needs Baseline in the finance settlement. If the business rates baseline is greater than the needs baseline, the difference will be paid to the government as a tariff, which is the position for NBBC. The Business Rates Baseline will be increased by RPI each year until the next reset due in 2020/21, and the tariff payment will also be up-rated each year by RPI. The actual business rates collected each year will be compared to the baseline to identify if any growth has been achieved or if a safety net payment is due.

Nuneaton and Bedworth are part of the Coventry and Warwickshire business rates pool. This has meant that any tariff payable is made through the pool to central Government, along with the other Warwickshire Districts, the County Council and Coventry City Council. The operation of the Coventry and Warwickshire pool has meant that the tariff payments made by the council are reduced and more business rates income can be kept locally.

Local Council Tax Support - Council tax benefit was abolished in April 2013 and replaced by a Local Council tax support scheme. The scheme now operates as a discount rather than a benefit, and therefore reduces the amount of council tax that we collect. The grant we originally received to fund this scheme now forms part of the Revenue Support Grant receivable from central Government and as such is subject to the same level of reductions in funding in 2020/21 and future years.

The tax base (the amount of properties that pay council tax) for 2020/21 has been set at 38,959.50, after the impact of Local Council Tax Support (LCTS). This represents an increase of approximately 1.5% from 2019/20, due to an increase in the number of properties in the Borough, the impact of exemptions and reduced caseload for council tax support.

The council tax referendum principles limit District Councils to an increase of 3%, or £5, whichever is the highest. At the council meeting on 12th February 2020, it was agreed that the Nuneaton and Bedworth Borough Council element of the council tax should be increased by £5 which equates to 2.14% for 2020/21.

4 Council Tax Setting 2020/21

The overall Council Tax position in Nuneaton and Bedworth is summarised below: -

Council Tax 2020/21	Levies	Band D Equivalent	Percentage of Total
	£	£ . p	%
Nuneaton & Bedworth Borough Council	9,168,458	238.66	12.14%
Warwickshire County Council including Adult Social Care	57,197,025	1,488.87	75.75%
Warwickshire Police & Crime Commissioner	9,141,942	237.97	12.11%
Total Requirements	75,507,425	1,965.50	100.00%

The amounts of Council Tax applying to each property band are:

Band	No of Properties	Council Tax by Band £
AR	49	1091.94
A	20,268	1,310.33
B	13,111	1,528.72
C	13,182	1,747.11
D	7,157	1,965.50
E	2,729	2,402.28
F	733	2,839.06
G	172	3,275.83
H	22	3,931.00
Total Properties	56,421	

Approximately 81.2% of the chargeable properties in the Borough fall within Bands A, B or C so most properties in NBBC will pay less than the Band D charge.

In 2020/21 council tax increased by:-

4.38%. Police and Crime Commissioner

3.99% Warwickshire County Council, comprising of a 1.99% plus a 2% levy ringfenced for adult social care. This equates to £1.10 a week for a Band D property including the additional 2% social care charge.

2.14% NBBC (£5 which equates to less than 10p a week per band D property).

The total average council tax bill increase in NBBC will therefore be 3.81%.

5 Nuneaton and Bedworth General Fund 2020/21

Sources of available funding and the council tax base are shown below:

Funding Summary	2020/21 £
Central Government Funding	
Revenue Support Grant	0
New Homes Bonus (time limited funding)*	1,621,983
Total Government Support	1,621,983
Local Funding	
Net retained business rates	5,413,670
Council Tax Precept	9,168,458
Collection Fund (Surplus)/Deficit	150,820
	14,732,948
Council Tax base (no. Band D equivalent properties)	38,959.50

* New Homes Bonus is time limited funding given to Nuneaton and Bedworth Borough Council from central Government, based on the number of new homes built or empty properties brought back into use in the year. The allocation is based on 80% of the national band D equivalent council tax and is, payable for a 6 year period, with additional payments made for affordable homes.

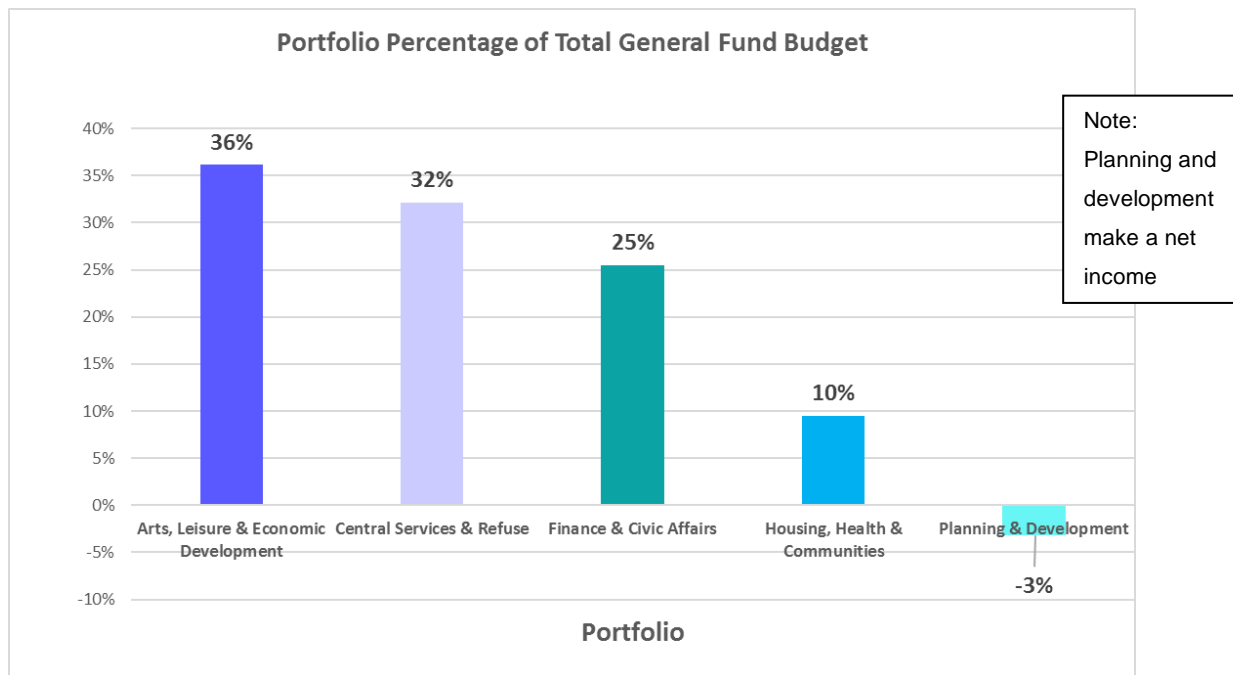
A summary of the General Fund Budget is given over leaf and more detailed information is included on pages 14 to 49. Each service area has the unit cost per head of the population, per head of the population, and per property to give an indication of these costs.

General Fund Budget Summary

	Actual	Original	Original
	2018/19	Budget	Budget
	£	2019/20	2020/21
	£	£	£
Arts, Leisure and Economic Development	5,581,750	5,630,360	5,543,750
Central Services and Refuse	4,688,174	4,765,440	4,930,660
Finance and Civic Affairs	4,186,873	3,606,680	3,905,020
Housing, Health and Communities	1,333,764	1,494,820	1,459,430
Planning and Development	(222,145)	(260,000)	(497,830)
Portfolio Total	15,568,416	15,237,300	15,341,030
Central Provisions	343,908	334,500	334,500
Depreciation & Impairment	(3,200,301)	(3,092,280)	(3,117,950)
Transfers To/(From) Reserves	(1,839,528)	231,074	(2,216,783)
Financing of Capital Expenditure	3,686,045	2,617,720	5,128,520
PWLB Premiums & Discounts	21,063	21,120	21,120
Interest & Investment Income	(377,266)	(361,850)	(199,030)
Minimum Revenue Provision	429,788	415,400	481,630
External Interest Paid (GF Only)	444,510	444,500	563,290
Total Council Net Expenditure	15,076,635	15,847,484	16,336,327
Net Retained Business Rates	(4,860,046)	(5,642,000)	(5,413,670)
Revenue Support Grant	(268,712)	0	
Government Grants including New Homes Bonus	(1,453,042)	(1,360,400)	(1,621,983)
Collection Fund deficit (Surplus)	(95,058)	(75,000)	(150,820)
	8,399,777	8,770,084	9,149,854
To/(From) General Fund Working Balances	37,278	30,440	18,604
COUNCIL TAX REQUIREMENT	8,437,055	8,800,524	9,168,458

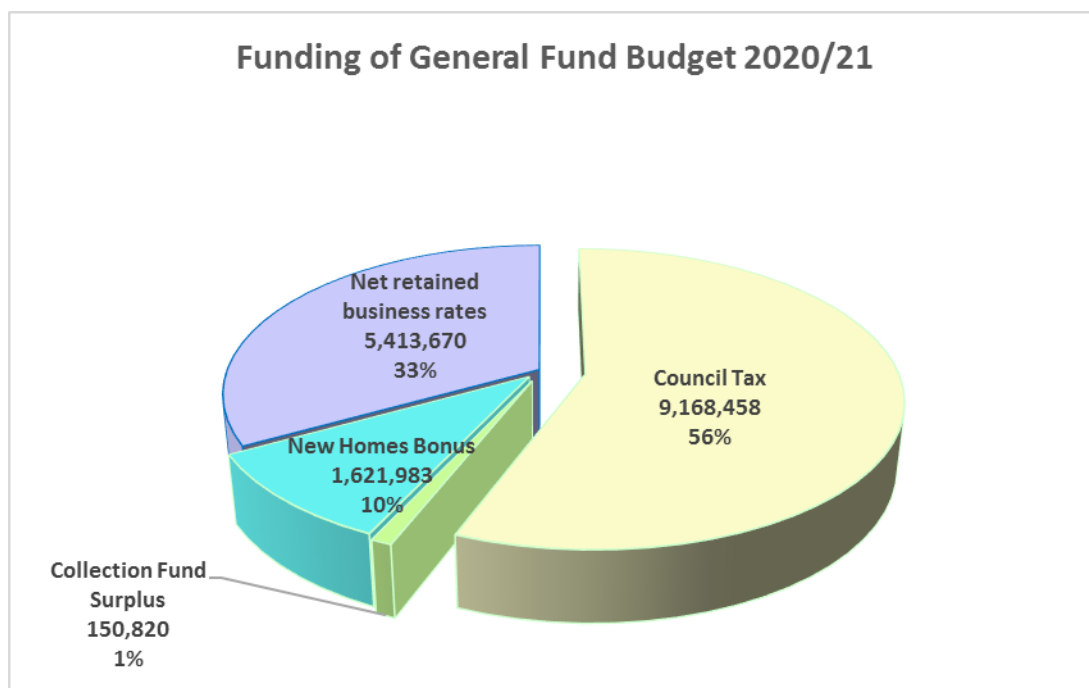
Where the money is spent

The chart below shows how the money is spent across portfolios for 2020/21:



Where the money comes from

The chart below shows the major sources of revenue funding for the Council:



Fees & Charges

Changes to fees and charges include :-

New Planning Fee for large house extensions requiring Prior Approval.

Increase Immigration Property Inspection fees from £70 to £120

An increase in license fees of 5% for hackney carriage/private hire drivers, private hire operators, and scrap metal sites/collectors.

Cemetery charges have increased to offset the cost of the service and bring into line with CIPFA neighbours over a period of years.

Car park charges and markets have not been increased in 2020/21.

All fees and charges are subject to review and may be subject to change.

Full details on fees and charges can be found separately on the NBBC website under Fees and Charges 2020 - 2021.

6 Housing Revenue Account (HRA)

Self-financing for the HRA was implemented in April 2012. The council has continued to monitor and update its 30 year business plan for the HRA detailing its future strategy regarding a number of areas including investment needs in its stock, and rent setting.

Rental income remains the major source of financing for revenue costs including the management and maintenance of the stock, whilst significant revenue contributions are also used to finance the high levels of improvement and capital investment needs of the service.

A summary of the Housing Revenue Account budget is shown on page 56 and shows an estimated additional spend of £288,000 for 2020/21.

In 2020/21, HRA dwelling rents were increased by 2.7% in line with Government in line with Government policy (CPI +1%). As such the average weekly rent is estimated to be £84.94 based on a 52 weeks per annum rent in 2020/21.

Homeless Hostel rents increased by £0.95 to £35.95 per night and other HRA fees increased by 2.7% (CPI + 1%).

Details on fees and charges can be found on the NBBC website under Fees and Charges 2020/21.

7 General Fund Capital Programme

7.1 The capital programme for 2020/21 is £19.736m for approved schemes. The General Fund Capital Programme is shown on page 57.

7.2 The capital programme can be funded from capital receipts, borrowing, revenue contributions or grants. The 2020/21 programme has been funded as follows:

Type of Funding	£'000
Capital Receipts	2,926
Earmarked Reserves	5,028
Grants and External Contributions	6,596
Prudential Borrowing	5,186
Total	19,736

8 HRA Capital Programme

8.1 The 2020/21 programme for HRA Capital is £26.302m. The detail is shown in Appendix F on page 58. The funding for this is shown in the table below:

Source	£'000
Major Repairs Reserve	12,699
Earmarked Reserves/HRA Revenue	1,793
Capital Receipts	1,810
Capital Grants Funding (Homes England)	1,500
Borrowing	8,500
Total Resources	26,302

SIMONE HINES

Director – Finance and Procurement

February 2020

ARTS, LEISURE & ECONOMIC DEVELOPMENT PORTFOLIO SUMMARY**Arts, Leisure and Economic Development PORTFOLI SUMMARY**

	Actual 2018/19 £	Original Budget 2019/20 £	Original Budget 2020/21 £
ENVIRONMENTAL PROJECTS	85,608	89,550	89,380
CEMETERIES	7,784	60,070	(58,140)
ALLOTMENTS	8,253	(1,180)	(2,590)
PARKS	2,062,819	2,103,010	1,963,720
COMMUNITY RECREATION	1,424,745	1,320,960	1,392,110
SPORTS DEVELOPMENT	272,304	281,440	287,740
CIVIC HALL	760,891	692,440	728,670
MUSEUM	431,058	451,300	453,060
ARTS DEVELOPMENT	12,836	12,520	12,640
COMMUNITY CENTRES	194,480	212,750	217,950
ECONOMIC DEVELOPMENT	320,971	407,500	459,210
NET EXPENDITURE	5,581,750	5,630,360	5,543,750

Arts, Leisure and Economic Development PORTFOLI SUMMARY

	Actual 2018/19 £	Original Budget 2019/20 £	Original Budget 2020/21 £
Employees & Support Services	1,351,198	1,411,220	1,335,490
Running Expenses	4,262,295	4,326,610	4,403,030
Capital Charges	1,455,629	1,343,270	1,430,970
GROSS EXPENDITURE	7,069,122	7,081,100	7,169,490
Income	(1,493,842)	(1,432,740)	(1,604,120)
Other	(48,785)	(19,000)	(22,620)
NET EXPENDITURE	5,526,495	5,629,360	5,542,750
Estimated Service Cost per - Head of the Population	£42.64	£43.44	£42.77
-Property in the Borough	£97.95	£99.77	£98.24

	Actual 2018/19 £	Original Budget 2019/20 £	Original Budget 2020/21 £
<u>SERVICE: ALLOTMENTS</u>			
Phil Richardson (CE05)			
Employees & Support Services	9,418	3,440	2,380
Running Expenses	2,385	1,740	1,390
Income	(3,550)	(6,360)	(6,360)
ALLOTMENTS NET EXPENDITURE	8,253	(1,180)	(2,590)

COST CENTRE DETAIL (Code & Description)

CE05 - Allotments-General	8,253	(1,180)	(2,590)
ALLOTMENTS NET EXPENDITURE	8,253	(1,180)	(2,590)

Estimated Service Cost per - Head of the Population	£0.06	-£0.01	-£0.02
- Property in the Borough	£0.15	-£0.02	-£0.05

Service Description:

Various allotments sites are available throughout the Borough for hire from the council.

	Actual 2018/19 £	Original Budget 2019/20 £	Original Budget 2020/21 £
<u>SERVICE: PARKS</u>			
Phil Richardson (CG00-CG64)			
Employees & Support Services	250,118	283,560	125,040
Running Expenses	1,820,591	1,845,410	1,849,000
Capital Charges	237,635	194,930	220,310
Income	(245,525)	(220,890)	(230,630)
PARKS NET EXPENDITURE	2,062,819	2,103,010	1,963,720

COST CENTRE DETAIL (Code & Description)

CG00 - Parks - General	306,789	307,670	322,500
CG05 - General Grounds Maintenance	121,613	128,260	119,800
CG10 - Playground Maintenance	134,821	151,750	136,410
CG13 - Grounds Maintenance-Contract 3	519,669	535,450	507,230
CG14 - Grounds Maintenance Contracts 1&2	685,128	704,740	584,910
CG16 - Destination Parks	54,866	57,000	57,000
CG17 - Community Parks	88,793	85,930	85,930
CG18 - Local Parks	46,413	47,700	47,700
CG52 - Pavilions	104,727	84,510	102,240
PARKS NET EXPENDITURE	2,062,819	2,103,010	1,963,720

Estimated Service Cost per - Head of the Population	£15.92	£16.23	£15.15
- Property in the Borough	£36.56	£37.27	£34.80

Service Description:

This service covers all expenditure for grounds maintenance to parks and open spaces, monitoring of contracts, playground maintenance, sporting facilities contained within parks and the provision of play areas throughout the borough.

	Actual 2018/19 £	Original Budget 2019/20 £	Original Budget 2020/21 £
<u>SERVICE: SPORTS DEVELOPMENT</u>			
Phil Richardson (CH16-CH18, CH35, CN15 & CG06)			
Employees & Support Services	156,273	168,520	185,310
Running Expenses	139,574	110,490	99,000
Capital Charges	3,430	3,430	3,430
Income	(7,942)	(1,000)	
Other	(19,030)		
SPORTS DEVELOPMENT NET EXPENDITURE	272,304	281,440	287,740

COST CENTRE DETAIL (Code & Description)

CH16 - Sports & Community Development	209,101	222,360	237,230
CH17 - Sports & Community Development Grant Aided	14,429	3,690	7,600
CH18 - Sports & Community Development Climbing Wall	22,169	29,070	17,590
CH35 - Assist.To Voluntary Bodies	26,605	26,320	25,320
SPORTS DEVELOPMENT NET EXPENDITURE	272,304	281,440	287,740

Estimated Service Cost per - Head of the Population	£2.10	£2.17	£2.22
-Property in the Borough	£4.83	£4.99	£5.10

Service Description:

The Sports Development Team encourage children and adults to live a healthier lifestyle through Sports classes and healthier living.

	Actual 2018/19 £	Original Budget 2019/20 £	Original Budget 2020/21 £
SERVICE: CIVIC HALL			
Phil Richardson (CNO5-CN21)			
Employees & Support Services	429,504	432,490	383,660
Running Expenses	852,090	888,870	861,970
Capital Charges	275,637	206,680	287,780
Income	(796,340)	(835,600)	(804,740)
CIVIC HALL NET EXPENDITURE	760,891	692,440	728,670

COST CENTRE DETAIL (Code & Description)

CN05 - Civic Hall - Operational	647,551	577,630	632,160
CN10 - Council Promoted Shows	60,849	84,310	75,990
CN11 - Private Promotions & Shows	51,845	38,220	31,650
CN12 - Event Support - Technical	1,955	(250)	(180)
CN20 - Civic Hall - Catering	16,812	16,370	1,030
CN21 - Civic Hall - Bar	(18,121)	(23,660)	(11,980)
CIVIC HALL NET EXPENDITURE	760,891	692,440	728,670

Estimated Service Cost per - Head of the Population	£5.87	£5.34	£5.62
- Property in the Borough	£13.49	£12.27	£12.91

Service Description:

The Civic Hall is a multi-purpose entertainment venue providing facilities for a wide range of performance and conferencing facilities. All the costs of providing this facility are shown within this service area including any income we receive from holding shows and events.

	Actual 2018/19 £	Original Budget 2019/20 £	Original Budget 2020/21 £
<u>SERVICE: MUSEUM</u>			
Phil Richardson (CO05)			
Employees & Support Services	233,137	251,180	273,580
Running Expenses	187,645	193,590	189,310
Capital Charges	40,983	40,990	40,990
Income	(27,952)	(29,460)	(50,820)
Other	(2,755)	(5,000)	
MUSEUM NET EXPENDITURE	431,058	451,300	453,060

COST CENTRE DETAIL (Code & Description)

CO05 - Museum-Operational	431,058	451,300	453,060
MUSEUM NET EXPENDITURE	431,058	451,300	453,060

Estimated Service Cost per - Head of the Population	£3.33	£3.48	£3.50
-Property in the Borough	£7.64	£8.00	£8.03

Service Description:

The museum located in Riversley park holds a number of different exhibitions and events throughout the year. This service identifies the costs of providing this facility; entry to the museum is free.

	Actual 2018/19 £	Original Budget 2019/20 £	Original Budget 2020/21 £
<u>SERVICE: ARTS DEVELOPMENT</u>			
Phil Richardson (CP00)			
Employees & Support Services	5,594	5,670	5,800
Running Expenses	16,242	6,850	6,840
Other	(9,000)		
ARTS DEVELOPMENT NET EXPENDITURE	12,836	12,520	12,640

COST CENTRE DETAIL (Code & Description)

CP00 - Arts Development	12,836	12,520	12,640
ARTS DEVELOPMENT NET EXPENDITURE	12,836	12,520	12,640

Estimated Service Cost per - Head of the Population	£0.10	£0.10	£0.10
-Property in the Borough	£0.23	£0.22	£0.22

Service Description:

This service covers the provision of the council's arts service and funding for arts development projects supporting our voluntary and community sectors.

	Actual 2018/19 £	Original Budget 2019/20 £	Original Budget 2020/21 £
<u>SERVICE: COMMUNITY CENTRES</u>			
Chris Tydeman (EH26-EH27)			
Employees & Support Services	79,061	84,260	86,030
Running Expenses	94,050	94,870	94,810
Capital Charges	60,474	58,160	61,650
Income	(39,105)	(24,540)	(24,540)
COMMUNITY CENTRES NET EXPENDITURE	194,480	212,750	217,950

COST CENTRE DETAIL (Code & Description)

CH30 - Newtown Centre	4,158	28,070	8,600
EH26 - Stockingford Community Centre	78,481	76,540	83,380
EH27 - Keresley Community Centre	111,841	108,140	125,970
COMMUNITY CENTRES NET EXPENDITURE	194,480	212,750	217,950

Estimated Service Cost per - Head of the Population	£1.50	£1.64	£1.68
-Property in the Borough	£3.45	£3.77	£3.86

Service Description:

All costs associated with the running of the three community centres - Stockingford, Keresley and Newtown Centre are associated within the service area.

	Actual 2018/19 £	Original Budget 2019/20 £	Original Budget 2020/21 £
<u>SERVICE: ECONOMIC DEVELOPMENT</u>			
Ian Powell (ER00,ER02)			
Employees & Support Services	87,941	69,500	144,180
Running Expenses	137,335	232,810	246,140
Capital Charges	119,241	119,190	119,690
Income	(5,547)		(28,180)
Other	(18,00)	(14,000)	(22,620)
ECONOMIC DEVELOPMENT NET EXPENDITURE	320,971	407,500	459,210

COST CENTRE DETAIL (Code & Description)

ER00 - Economic Development	248,361	271,360	323,020
ER04 - Camp Hill Regeneration Project	72,610	136,140	136,190
ECONOMIC DEVELOPMENT NET EXPENDITURE	320,971	407,500	459,210

Estimated Service Cost per - Head of the Population	£2.48	£3.14	£3.54
-Property in the Borough	£5.69	£7.22	£8.14

Service Description:

This service shows the costs relating to understanding, promoting and supporting the economic well-being of the area.

Central Services and Refuse PORTFOLI SUMMARY

	Actual 2018/19 £	Original Budget 2019/20 £	Original Budget 2020/21 £
REFUSE & CLEANSING	3,022,864	3,074,460	3,375,090
RECYCLING	1,450,585	1,507,980	1,364,760
PUBLIC CONVENIENCES	211,959	169,970	173,010
LICENCES	2,767	13,030	17,800
NET EXPENDITURE	4,688,174	4,765,440	4,930,660

Central Services and Refuse PORTFOLI SUMMARY

	Actual 2018/19 £	Original Budget 2019/20 £	Original Budget 2020/21 £
Employees & Support Services	2,235,475	2,747,240	2,911,280
Running Expenses	3,467,367	3,235,220	3,933,750
Capital Charges	485,317	507,160	542,620
GROSS EXPENDITURE	6,188,159	6,489,620	7,387,650
Income	(1,490,264)	(1,724,180)	(2,456,990)
Other	(9,720)		
NET EXPENDITURE	4,688,174	4,765,440	4,930,660
Estimated Service Cost per - Head of the Population	£36.17	£36.77	£38.05
-Property in the Borough	£83.09	£84.46	£87.39

	Actual 2018/19 £	Original Budget 2019/20 £	Original Budget 2020/21 £
<u>SERVICE: REFUSE & CLEANSING</u>			
Brent Davis (AL05-AL25)			
Employees & Support Services	1,565,385	2,040,790	2,237,570
Running Expenses	1,658,602	1,173,500	1,188,270
Capital Charges	308,462	299,950	409,030
Income	(504,865)	(439,780)	(459,780)
Other	(4,720)		
REFUSE & CLEANSING NET EXPENDITURE	<u>3,022,864</u>	<u>3,074,460</u>	<u>3,375,090</u>

COST CENTRE DETAIL (Code & Description)

AL05 - Domestic Refuse	1,772,640	1,735,760	1,891,780
AL10 - Street Cleansing	1,201,119	1,264,370	1,368,420
AL20 - Waste Management - Enforcement	83,638	94,330	123,580
AL25 - Trade Refuse	(34,534)	(20,000)	(8,690)
REFUSE & CLEANSING NET EXPENDITURE	<u>3,022,864</u>	<u>3,074,460</u>	<u>3,375,090</u>

Estimated Service Cost per - Head of the Population	£23.32	£23.72	£26.04
-Property in the Borough	£53.58	£54.49	£59.82

Service Description:

This service shows the costs of collecting refuse from households and trade customers for disposal. The street cleansing service provides for the scheduled cleansing of all areas within the Borough, including the council's responsibilities under the Environmental Protection Act.

	Actual 2018/19 £	Original Budget 2019/20 £	Original Budget 2020/21 £
<u>SERVICE: RECYCLING</u>			
Brent Davis (AM00-AM20)			
Employees & Support Services	406,556	462,000	421,900
Running Expenses	1,550,344	1,821,720	2,496,110
Capital Charges	163,553	191,340	121,830
Income	(664,868)	(967,080)	(1,675,080)
Other	(5,000)		
RECYCLING NET EXPENDITURE	1,450,585	1,507,980	1,364,760

COST CENTRE DETAIL (Code & Description)

AM00 - Recycling	246,182	249,300	152,660
AM05 - Recycling - Bring Sites	(9,850)	(8,190)	(8,190)
AM10 - Recycling - Green Waste	516,890	141,270	(237,340)
AM15 - Recycling - Kerbside	658,110	1,123,910	1,455,940
AM20 - Recycling - Co-Mingled Sites	39,252	1,690	1,690
RECYCLING NET EXPENDITURE	1,450,585	1,507,980	1,364,760

Estimated Service Cost per - Head of the Population	£11.19	£11.64	£10.53
-Property in the Borough	£25.71	£26.73	£24.19

Service Description:

This service shows the costs of the collection of all recycled materials throughout the Borough and from the various recycling centres.

	Actual 2018/19 £	Original Budget 2019/20 £	Original Budget 2020/21 £
<u>SERVICE: PUBLIC CONVENIENCES</u>			
Brent Davis (CB00)			
Employees & Support Services	91,109	73,230	79,600
Running Expenses	107,548	80,870	81,650
Capital Charges	13,303	15,870	11,760
PUBLIC CONVENIENCES NET EXPENDITURE	211,959	169,970	173,010

COST CENTRE DETAIL (Code & Description)

CB00 - Pub.Cons.-General	211,959	169,970	173,010
PUBLIC CONVENIENCES NET EXPENDITURE	211,959	169,970	173,010

Estimated Service Cost per - Head of the Population	£1.64	£1.31	£1.33
-Property in the Borough	£3.76	£3.01	£3.07

Service Description:

This service shows the costs of cleaning and maintaining public conveniences throughout the Borough.

	Actual 2018/19 £	Original Budget 2019/20 £	Original Budget 2020/21 £
<u>SERVICE: LICENCES</u>			
Ian Powell (EL00)			
Employees & Support Services	172,426	171,220	172,210
Running Expenses	150,873	159,130	167,720
Income	(320,531)	(317,320)	(322,130)
LICENCES NET EXPENDITURE	2,767	13,030	17,800

COST CENTRE DETAIL (Code & Description)

EL00 - Licences	2,767	13,030	17,800
LICENCES NET EXPENDITURE	2,767	13,030	17,800

Estimated Service Cost per - Head of the Population	£0.02	£0.10	£0.14
-Property in the Borough	£0.05	£0.23	£0.32

Service Description:

This service shows the cost of administering and enforcing numerous licensing regimes including taxis, gambling, alcohol sales and entertainment licensing amongst others.

Finance and Civic Affairs PORTFOLI SUMMARY

	Actual 2018/19 £	Original Budget 2019/20 £	Original Budget 2020/21 £
MARKETS & STREET TRADING	77,468	98,630	99,370
TOWN CENTRE MANAGEMENT INC. MARKETS	241,877	282,810	287,490
WEST MIDLANDS COMBINED AUTHORITY	25,000	25,000	25,000
RENT ALLOWANCES	(134,815)	(222,710)	(204,320)
RENT REBATES	1,252,497	516,690	564,180
ELECTORAL REGISTRATION	123,026	153,960	160,820
ELECTION EXPENSES	259,915	135,550	220,710
MARKETING, PROMOTIONS AND PUBLICITY	243,441	311,160	314,230
EQUAL OPPORTUNITIES	51,273	48,920	51,760
EMERGENCY PLANNING	31,095	55,960	56,530
DEMOCRATIC REPRESENTATION AND MANAGEMENT	639,274	640,860	614,800
REVENUES	716,754	663,690	830,090
COUNCIL TAX BENEFITS	196,747	305,890	309,900
CORPORATE MANAGEMENT	338,764	476,130	486,680
NON DISTRIBUTED COSTS	53,630	59,990	30,960
MAYORALTY	69,427	52,650	56,820
TOWN TWINNING	1,500	1,500	
NET EXPENDITURE	4,186,873	3,606,680	3,905,020

Finance and Civic Affairs PORTFOLI SUMMARY

	Actual 2018/19 £	Original Budget 2019/20 £	Original Budget 2020/21 £
Employees & Support Services	1,995,544	2,089,950	2,276,202
Running Expenses	34,811,973	37,056,790	37,382,848
Capital Charges	123,043	138,380	100,370
GROSS EXPENDITURE	36,930,560	39,285,120	39,759,420
Income	(32,870,155)	(35,678,440)	(35,854,400)
Other	(10,464)		
NET EXPENDITURE	4,049,941	3,606,680	3,905,020
Estimated Service Cost per - Head of the Population	£31.25	£27.83	£30.13
-Property in the Borough	£71.78	£63.92	£69.21

SERVICE: MARKETS & STREET TRADING**Brent Davis (AG00)**

Employees & Support Services	181,097	215,350	207,520
Running Expenses	189,474	214,050	216,760
Capital Charges	53,638	46,890	52,750
Income	(346,741)	(377,660)	(377,660)

MARKETS & STREET TRADING NET EXPENDITURE

	77,468	98,630	99,370
--	---------------	---------------	---------------

COST CENTRE DETAIL (Code & Description)

AG00 - Markets	77,468	98,630	99,370
----------------	--------	--------	--------

MARKETS & STREET TRADING NET EXPENDITURE

	77,468	98,630	99,370
--	---------------	---------------	---------------

Estimated Service Cost per - Head of the Population	£0.60	£0.76	£0.77
-Property in the Borough	£1.37	£1.75	£1.76

The Council operates vibrant markets in both Nuneaton and Bedworth. This service area covers the costs associated with the management and maintenance of the borough's two markets. The service includes rental income and the costs of providing the market facilities and erecting and taking down of stalls where applicable plus the provision of street entertainment during markets.

	Actual 2018/19 £	Original Budget 2019/20 £	Original Budget 2020/21 £
--	---------------------------------	--	--

SERVICE: TOWN CENTRE MANAGEMENT**Brent Davis**

Employees & Support Services	69,436	55,740	82,030
Running Expenses	171,729	183,450	183,570
Capital Charges	34,968	57,620	35,890
Income	(25,743)	(14,000)	(14,000)
Other	(8,514)		

TOWN CENTRE MANAGEMENT NET EXPENDITURE

	241,877	282,810	287,490
--	----------------	----------------	----------------

COST CENTRE DETAIL (Code & Description)

BK00 - Pedestrian Area Maintenance	39,918	47,880	78,480
ER01 - Town Centre Management	121,157	155,350	128,130
ER03 - Christmas Decorations	80,802	79,380	80,880

TOWN CENTRE MANAGEMENT NET EXPENDITURE

	241,877	282,810	287,490
--	----------------	----------------	----------------

Estimated Service Cost per - Head of the Population	£1.87	£2.18	£2.22
-Property in the Borough	£4.29	£5.01	£5.10

Service Description:

This service area covers the costs associated with town centre management and maintenance activities within the Borough, including some promotional work and developing local relationships with businesses.

	Actual 2018/19 £	Original Budget 2019/20 £	Original Budget 2020/21 £
<u>SERVICE: WEST MIDLANDS COMBINED AUTHORITY</u>			
Simone Donaghy (ER02)			
Running Expenses	25,000	25,000	25,000
WEST MIDLANDS COMBINED AUTHORITY NET EXPENDITURE	25,000	25,000	25,000

COST CENTRE DETAIL (Code & Description)			
ER02 - West Midlands Combined Authority	25,000	25,000	25,000
WEST MIDLANDS COMBINED AUTHORITY NET EXPENDITURE	25,000	25,000	25,000

WEST MIDLANDS COMBINED AUTHORITY – Contribution to WMCA whose purpose is co-ordinating the promotion and investment of the region in areas including health, planning housing and business developments and transport links.

	Actual 2018/19 £	Original Budget 2019/20 £	Original Budget 2020/21 £
<u>SERVICE: RENT ALLOWANCES</u>			
Simone Hines (DC00)			
Employees & Support Services	245,926	274,330	280,030
Running Expenses	18,866,796	21,280,400	21,297,100
Income	(19,247,536)	(21,777,440)	(21,781,450)
Other			
RENT ALLOWANCES NET EXPENDITURE	(134,815)	(222,710)	(204,320)

COST CENTRE DETAIL (Code & Description)			
DC00 - Rent Allowances	(134,815)	(222,710)	(204,320)
RENT ALLOWANCES NET EXPENDITURE	(134,815)	(222,710)	(204,320)

Estimated Service Cost per - Head of the Population	-£1.04	-£1.72	-£1.58
-Property in the Borough	-£2.39	-£3.95	-£3.62

Service Description:

This budget head shows the cost of administering and paying housing benefits to residents living in privately rented accommodation in the Borough.

	Actual 2018/19 £	Original Budget 2019/20 £	Original Budget 2020/21 £
<u>SERVICE: RENT REBATES</u>			
Simone Hines (DL00)			
Employees & Support Services	239,418	267,110	272,640
Running Expenses	13,384,840	12,914,870	13,179,590
Income	(12,371,761)	(12,665,290)	(12,888,050)
RENT REBATES NET EXPENDITURE	1,252,497	516,690	564,180

COST CENTRE DETAIL (Code & Description)

DL00 - Rent Rebates-General	1,252,497	516,690	564,180
RENT REBATES NET EXPENDITURE	1,252,497	516,690	564,180

Estimated Service Cost per - Head of the Population	£9.66	£3.99	£4.35
-Property in the Borough	£22.20	£9.16	£10.00

Service Description:

This budget head shows the cost of administering and paying housing benefits to residents living in council owned accommodation in the Borough.

	Actual 2018/19 £	Original Budget 2019/20 £	Original Budget 2020/21 £
<u>SERVICE: ELECTORAL REGISTRATION</u>			
Phil Richardson (EA00)			
Employees & Support Services	79,491	120,520	120,520
Running Expenses	108,956	51,650	58,820
Capital Charges	2,786	2,790	2,750
Income	(68,207)	(21,000)	(21,000)
ELECTORAL REGISTRATION NET EXPENDITURE	123,026	153,960	160,820

COST CENTRE DETAIL (Code & Description)

EA00 - Electoral Registration	123,026	153,960	160,820
ELECTORAL REGISTRATION NET EXPENDITURE	123,026	153,960	160,820

Estimated Service Cost per - Head of the Population	£0.95	£1.19	£1.24
-Property in the Borough	£2.18	£2.73	£2.85

Service Description:

This service shows the cost of maintaining and administering the electoral register for the Borough.

	Actual 2018/19 £	Original Budget 2019/20 £	Original Budget 2020/21 £
<u>SERVICE: ELECTION EXPENSES</u>			
Phil Richardson (EB00)			
Employees & Support Services	169,207	73,950	193,120
Running Expenses	101,993	61,600	106,980
Income	(11,285)		(79,390)
ELECTION EXPENSES NET EXPENDITURE	259,915	135,550	220,710

COST CENTRE DETAIL (Code & Description)

EB00 - Election Expenses	259,915	135,550	220,710
ELECTION EXPENSES NET EXPENDITURE	259,915	135,550	220,710

Estimated Service Cost per - Head of the Population	£2.01	£1.05	£1.70
-Property in the Borough	£4.61	£2.40	£3.91

Service Description:

This service shows the cost of administering any elections held in the Borough in order to fulfil its statutory function. Some costs are recoverable in respect of elections held on behalf of other organisations, e.g. Warwickshire County Council, European, Parliamentary and any relevant amounts will be included as an income to the Authority.

	Actual 2018/19 £	Original Budget 2019/20 £	Original Budget 2020/21 £
<u>SERVICE: MARKETING, PROMOTIONS AND PUBLICITY</u>			
Brent Davis & Chris Tydeman (EC00,EH20-21)			
Employees & Support Services	134,950	135,670	146,290
Running Expenses	130,602	187,690	170,140
Income	(20,161)	(12,200)	(2,200)
Other	(1,950)		
MARKETING, PROMOTIONS AND PUBLICITY NET EXPENDITURE	243,441	311,160	314,230

COST CENTRE DETAIL (Code & Description)

EC00 - Corporate Communications	142,268	139,030	139,660
EH20 - Promotions And Publicity	80,479	168,290	170,730
EH21 - Corporate & Civic Events	20,694	3,840	3,840
MARKETING, PROMOTIONS AND PUBLICITY NET EXPENDITURE	243,441	311,160	314,230

Estimated Service Cost per - Head of the Population	£1.88	£2.40	£2.42
-Property in the Borough	£4.31	£5.51	£5.57

Service Description:

This service shows the costs associated with the promotion of the Borough and the provision of general information to the public. The Council has its own corporate communications team that provides a graphic design and communication service for the Council. The Authority holds a number of annual civic and promotional events and includes the fireworks displays, remembrance parades, and Christmas events amongst others.

	Actual 2018/19 £	Original Budget 2019/20 £	Original Budget 2020/21 £
<u>SERVICE: EQUAL OPPORTUNITIES</u>			
Phil Richardson (ED05)			
Employees & Support Services	40,076	150	150
Running Expenses	11,587	49,270	52,110
Income	(390)	(500)	(500)
EQUAL OPPORTUNITIES NET EXPENDITURE	51,273	48,920	51,760

COST CENTRE DETAIL (Code & Description)

ED05 - Equal Opportunities-Access	51,273	48,920	51,760
EQUAL OPPORTUNITIES NET EXPENDITURE	51,273	48,920	51,760

Estimated Service Cost per - Head of the Population	£0.40	£0.38	£0.40
-Property in the Borough	£0.91	£0.87	£0.92

Service Description:

This service shows the cost of dealing with equality and diversity issues by the Authority.

	Actual 2018/19 £	Original Budget 2019/20 £	Original Budget 2020/21 £
<u>SERVICE: EMERGENCY PLANNING</u>			
Phil Richardson (EH32)			
Running Expenses	31,095	55,960	56,530
EMERGENCY PLANNING NET EXPENDITURE	31,095	55,960	56,530

COST CENTRE DETAIL (Code & Description)

EH32 - Emergency Planning	31,095	55,960	56,530
EMERGENCY PLANNING NET EXPENDITURE	31,095	55,960	56,530

Estimated Service Cost per - Head of the Population	£0.24	£0.43	£0.44
-Property in the Borough	£0.55	£0.99	£1.00

Service Description:

This service shows the costs of the Council's work in this area which is governed by legislation - the Civil Contingencies Act 2004 (CCA).

	Actual 2018/19 £	Original Budget 2019/20 £	Original Budget 2020/21 £
<u>SERVICE: DEMOCRATIC REPRESENTATION AND MANAGEMENT</u>			
Simone Hines & Phil Richardson (EH22-EH23)			
Employees & Support Services	25,746	27,440	26,742
Running Expenses	611,677	611,560	586,208
Capital Charges	1,852	1,860	1,850
DEMOCRATIC REPRESENTATION AND MANAGEMENT NET EXPENDITURE	639,274	640,860	614,800

COST CENTRE DETAIL (Code & Description)

EH22 - Members' Expenses	365,609	362,300	328,950
EH23 - Members' Fees	273,665	278,560	285,850
DEMOCRATIC REPRESENTATION AND MANAGEMENT NET EXPENDITURE	639,274	640,860	614,800

Estimated Service Cost per - Head of the Population	£4.93	£4.94	£4.74
-Property in the Borough	£11.33	£11.36	£10.90

Service Description:

This service shows the cost associated with members' activities including corporate and service policy making and general governance.

	Actual 2018/19 £	Original Budget 2019/20 £	Original Budget 2020/21 £
<u>SERVICE: REVENUES</u>			
Simone Hines (ES00-ES40)			
Employees & Support Services	518,980	601,620	624,050
Running Expenses	592,960	542,600	566,370
Income	(395,185)	(480,530)	(360,330)
REVENUES NET EXPENDITURE	716,754	663,690	830,090

COST CENTRE DETAIL (Code & Description)

ES30 - Council Tax	689,578	602,930	744,010
ES40 - N.N.D.R.	27,176	60,760	86,080
REVENUES NET EXPENDITURE	716,754	663,690	830,090

Estimated Service Cost per - Head of the Population	£5.53	£5.12	£6.41
-Property in the Borough	£12.70	£11.76	£14.71

Service Description:

This council is the 'billing authority' and as a result is responsible for the collection and billing of all council tax and business rates in the Borough. Part of the Council tax is passed on to Warwickshire County Council and Warwickshire Police and Crime Commissioner, whilst business rates income is also collected on behalf of central Government and Warwickshire County Council.

	Actual 2018/19 £	Original Budget 2019/20 £	Original Budget 2020/21 £
SERVICE: COUNCIL TAX BENEFITS			
Simone Hines (ET05)			
Employees & Support Services	238,603	268,410	274,020
Running Expenses	120,088	185,820	206,310
Capital Charges	22,087	22,090	
Income	(184,030)	(170,430)	(170,430)
COUNCIL TAX BENEFITS NET EXPENDITURE	196,747	305,890	309,900
COST CENTRE DETAIL (Code & Description)			
ET05 - C-Tax Benefits	196,747	305,890	309,900
COUNCIL TAX BENEFITS NET EXPENDITURE	196,747	305,890	309,900
Estimated Service Cost per - Head of the Population	£1.52	£2.36	£2.39
-Property in the Borough	£3.49	£5.42	£5.49

Service Description:

The new Local Council tax support scheme was introduced in 2013/14 following changes made nationally and as a result, council tax bills are discounted at source. The costs in this cost centre are therefore those associated with administering the scheme and assessing eligibility.

	Actual 2018/19 £	Original Budget 2019/20 £	Original Budget 2020/21 £
<u>SERVICE: CORPORATE MANAGEMENT</u>			
Simone Hines / Dawn Dawson / Phil Richardson			
Employees & Support Services	44,395	46,510	46,980
Running Expenses	483,355	581,880	591,960
Capital Charges	7,643	7,130	7,130
Income	(196,629)	(159,390)	(159,390)
CORPORATE MANAGEMENT NET EXPENDITURE	338,764	476,130	486,680

COST CENTRE DETAIL (Code & Description)

EH29 - Performance & Improvement Planning	45,450	43,930	44,800
EH35 - Corporate Management	337,151	452,200	461,880
EV21 - De Minimus Capital Receipts	(43,837)	(20,000)	(20,000)
CORPORATE MANAGEMENT NET EXPENDITURE	338,764	476,130	486,680

Estimated Service Cost per - Head of the Population	£2.61	£3.67	£3.76
-Property in the Borough	£6.00	£8.44	£8.63

Service Description:

This service shows the costs the council incurs in relation to the work they undertake because they are elected, multi-purpose organisations, and these costs are over and above the costs that would be incurred in managing all the various services if they were provided by a single purpose organisation. The Best Value Accounting Code of Practise (BVACOP) states that Authorities should incorporate all support costs and overheads into a particular service to arrive at a total cost for that service. The exceptions are the costs contained above which relate primarily to the general operation of the organisation.

	Actual 2018/19 £	Original Budget 2019/20 £	Original Budget 2020/21 £
<u>SERVICE: NON DISTRIBUTED COSTS</u>			
Simone Hines (EH90)			
Running Expenses	53,561	59,990	30,960
Capital Charges	69		
NON DISTRIBUTED COSTS NET EXPENDITURE	53,630	59,990	30,960

COST CENTRE DETAIL (Code & Description)

EH90 - Non Distributed Costs	53,630	59,990	30,960
NON DISTRIBUTED COSTS NET EXPENDITURE	53,630	59,990	30,960

Estimated Service Cost per - Head of the Population	£0.41	£0.46	£0.24
-Property in the Borough	£0.95	£1.06	£0.55

Non-distributed costs – Assets that are not in use to provide a service. This is the transfer period from to the new depot and the closure of the council house for economy prior to transfer into a hostel accommodation.

	Actual 2018/19 £	Original Budget 2019/20 £	Original Budget 2020/21 £
<u>SERVICE: MAYORALTY</u>			
Phil Richardson (EH05,EH10)			
Employees & Support Services	8,220	3,150	2,380
Running Expenses	63,692	49,500	54,440
Income	(2,485)		
MAYORALTY NET EXPENDITURE	69,427	52,650	56,820

COST CENTRE DETAIL (Code & Description)

EH05 - Mayoralty	35,703	31,100	30,050
EH10 - Civic Cars	33,724	21,550	26,770
MAYORALTY NET EXPENDITURE	69,427	52,650	56,820

Estimated Service Cost per - Head of the Population	£0.54	£0.41	£0.44
-Property in the Borough	£1.23	£0.93	£1.01

Service Description:

This service shows the costs of the mayoral function and the running of the civic car for functions attended by the mayor and deputy.

	Actual 2018/19 £	Original Budget 2019/20 £	Original Budget 2020/21 £
<u>SERVICE: TOWN TWINNING</u>			
Phil Richardson (EH15)			
Running Expenses	1,500	1,500	
TOWN TWINNING NET EXPENDITURE	1,500	1,500	
COST CENTRE DETAIL (Code & Description)			
EH15 - Civic Exchange	1,500	1,500	
TOWN TWINNING NET EXPENDITURE	1,500	1,500	
Estimated Service Cost per - Head of the Population	£0.01	£0.01	
-Property in the Borough	£0.03	£0.03	

Service Description:

This service shows the costs of the Civic Exchange programme

Housing, Health and Communities PORTFOLI SUMMARY

	Actual 2018/19 £	Original Budget 2019/20 £	Original Budget 2020/21 £
HEALTH PROMOTION & INEQUALITIES	15,312	10,400	20,230
HOUSING ADVICE CENTRE	506,622	524,820	477,220
PRIVATE SECTOR GRANTS	158,727	184,710	226,850
HOUSING STRATEGY	81,338	66,330	54,350
PRIVATE SECTOR HOUSING STANDARDS	207,293	222,220	222,600
MOBILE HOME SITES	(71,681)	(71,120)	(62,270)
COMMUNITY DEVELOPMENT	35,952	37,050	10,110
VOLUNTARY BODIES	169,964	147,300	144,730
COMMUNITY SAFETY	230,237	373,110	365,610
NET EXPENDITURE	1,333,764	1,494,820	1,459,430

Housing, Health and Communities PORTFOLI SUMMARY

	Actual 2018/19 £	Original Budget 2019/20 £	Original Budget 2020/21 £
Employees & Support Services	905,131	974,550	1,013,250
Running Expenses	2,166,991	2,051,360	2,310,950
Capital Charges	80,463	89,210	96,120
GROSS EXPENDITURE	3,152,585	3,115,120	3,420,320
Income	(2,116,497)	(1,578,880)	(1,958,630)
Other	(221,378)	(98,460)	(79,510)
NET EXPENDITURE	814,710	1,437,780	1,382,180
Estimated Service Cost per - Head of the Population	£6.29	£11.09	£10.66
-Property in the Borough	£14.44	£25.48	£24.50

	Actual 2018/19 £	Original Budget 2019/20 £	Original Budget 2020/21 £
<u>SERVICE: HEALTH PROMOTION & INEQUALITIES</u>			
Ian Powell (AR06)			
Employees & Support Services	13,462	8,750	7,720
Running Expenses	6,849	6,650	17,510
Income			
Other	(5,000)	(5,000)	(5,000)
HEALTH PROMOTION & INEQUALITIES NET EXPENDITURE	15,312	10,400	20,230

COST CENTRE DETAIL (Code & Description)

AR06 - Communities For Health	15,312	10,400	20,230
HEALTH PROMOTION & INEQUALITIES NET EXPENDITURE	15,312	10,400	20,230

Estimated Service Cost per - Head of the Population	£0.12	£0.08	£0.16
-Property in the Borough	£0.27	£0.18	£0.36

Service Description:

This service represents this council commitment to the public health agenda. The town is a dedicated heart town, and actively promotes healthy living initiatives within the Borough, including working with other external agencies.

	Actual 2018/19 £	Original Budget 2019/20 £	Original Budget 2020/21 £
<u>SERVICE: HOUSING ADVICE CENTRE</u>			
Dawn Dawson (DB00-DB20)			
Employees & Support Services	340,142	391,050	473,410
Running Expenses	1,927,653	1,334,350	1,507,120
Income	(1,588,295)	(1,118,760)	(1,428,800)
Other	(172,877)	(81,820)	(74,510)
HOUSING ADVICE CENTRE NET EXPENDITURE	506,622	524,820	477,220

COST CENTRE DETAIL (Code & Description)

DB00 - Housing Options Service	429,543	456,250	431,890
DB01 - Homelessness	77,079	68,570	101,940
DB02 – Loan To Prevent Repossession Fund			
DB50 - Council House			(56,610)
HOUSING ADVICE CENTRE NET EXPENDITURE	506,622	524,820	477,220

Estimated Service Cost per - Head of the Population	£3.91	£4.05	£3.68
-Property in the Borough	£8.98	£9.30	£8.46

Service Description:

This service shows the costs associated with delivering a housing needs service and the council's statutory responsibility to deal with homelessness throughout the Borough.

	Actual 2018/19 £	Original Budget 2019/20 £	Original Budget 2020/21 £
<u>SERVICE: PRIVATE SECTOR GRANTS</u>			
Dawn Dawson (DJ00-DJ10)			
Employees & Support Services	145,736	170,910	173,860
Running Expenses	132,341	120,260	223,330
Capital Charges	6,295	4,590	6,920
Income	(125,645)	(111,050)	(177,260)
PRIVATE SECTOR GRANTS NET EXPENDITURE	158,727	184,710	226,850

COST CENTRE DETAIL (Code & Description)

DB30 - Heart NBBC Retained Budget	141,604	155,000	196,770
DJ05 - Renovations/Slum Clearance			
DJ10 - Other Services	17,123	29,710	30,080
PRIVATE SECTOR GRANTS NET EXPENDITURE	158,727	184,710	226,850

Estimated Service Cost per - Head of the Population	£1.22	£1.43	£1.75
-Property in the Borough	£2.81	£3.27	£4.02

Service Description:

The service supports choice based lettings, using "NBBC homes" to maintain and allocate the council's statutory housing register alongside partner housing association properties for rent and shared ownership. The costs associated with the providing the council's statutory housing advice service are shown under this service.

The service administers grants made to the general public in respect of disabled facilities grants and other discretionary housing assistance (HEART). The council operates a Home Improvement Agency and Home Safety Check scheme to assist residents living in their own properties.

	Actual 2018/19 £	Original Budget 2019/20 £	Original Budget 2020/21 £
<u>SERVICE: HOUSING STRATEGY</u>			
Dawn Dawson (DM00)			
Employees & Support Services	66,383	57,190	46,960
Running Expenses	14,956	9,140	7,390
HOUSING STRATEGY NET EXPENDITURE	81,338	66,330	54,350

COST CENTRE DETAIL (Code & Description)

DM00 - Housing Strategy	81,338	66,330	54,350
HOUSING STRATEGY NET EXPENDITURE	81,338	66,330	54,350

Estimated Service Cost per - Head of the Population	£0.63	£0.51	£0.42
-Property in the Borough	£1.44	£1.18	£0.96

Service Description:

This service shows the costs associated with the council's statutory responsibility to have a housing strategy in place for the Borough.

	Actual 2018/19 £	Original Budget 2019/20 £	Original Budget 2020/21 £
SERVICE: PRIVATE SECTOR HOUSING STANDARDS			
Dawn Dawson (DN00)			
Employees & Support Services	199,001	214,170	219,200
Running Expenses	75,079	61,760	60,610
Income	(66,787)	(53,710)	(57,210)
Other			
PRIVATE SECTOR HOUSING STANDARDS NET EXPENDITURE	207,293	222,220	222,600

COST CENTRE DETAIL (Code & Description)

DN00 - Private Sector Housing Standards	207,293	222,220	222,600
PRIVATE SECTOR HOUSING STANDARDS NET EXPENDITURE	207,293	222,220	222,600

Estimated Service Cost per - Head of the Population	£1.60	£1.71	£1.72
-Property in the Borough	£3.67	£3.94	£3.95

Service Description:

The service regulates housing standards and public health within the private rented and owner occupied sectors through financial assistance, advice and enforcement. The service also respond to unauthorised encampments situated in the Borough.

	Actual 2018/19 £	Original Budget 2019/20 £	Original Budget 2020/21 £
SERVICE: MOBILE HOME SITES			
Dawn Dawson (DD00-DD10)			
Running Expenses	11,942	16,830	16,950
Capital Charges	43,299	49,600	58,330
Income	(126,922)	(137,550)	(137,550)
MOBILE HOME SITES NET EXPENDITURE	(71,681)	(71,120)	(62,270)

COST CENTRE DETAIL (Code & Description)

DD00 - Caldwell Mobile Home Site	(35,583)	(29,590)	(12,470)
DD05 - Ash Green Mobile Home Site	(36,099)	(41,530)	(49,800)
MOBILE HOME SITES NET EXPENDITURE	(71,681)	(71,120)	(62,270)

Estimated Service Cost per - Head of the Population	-£0.55	-£0.55	-£0.48
-Property in the Borough	-£1.27	-£1.26	-£1.10

Service Description:

This service shows the costs associated with the provision of three mobile home sites throughout the Borough. The site at Stoney Road is a dedicated site for travellers, whilst the sites at Caldwell and Ash Green have a number of plots for private residents. The costs include the running and maintenance of the sites and any income received in rent and commission from sales.

	Actual 2018/19 £	Original Budget 2019/20 £	Original Budget 2020/21 £
<u>SERVICE: COMMUNITY DEVELOPMENT</u>			
Dawn Dawson (EH30)			
Employees & Support Services	30,397	29,050	6,110
Running Expenses	5,556	8,000	4,000
COMMUNITY DEVELOPMENT NET EXPENDITURE	35,952	37,050	10,110

COST CENTRE DETAIL (Code & Description)

EH30 - Community Development	35,952	37,050	10,110
COMMUNITY DEVELOPMENT NET EXPENDITURE	35,952	37,050	10,110

Estimated Service Cost per - Head of the Population	£0.28	£0.29	£0.08
-Property in the Borough	£0.64	£0.66	£0.18

Service Description:

This service shows the costs associated with the provision of three mobile home sites throughout the Borough. The site at Stoney Road is a dedicated site for travellers, whilst the sites at Caldwell and Ash Green have a number of plots for private residents. The costs include the running and maintenance of the sites and any income received in rent and commission from sales.

	Actual 2018/19 £	Original Budget 2019/20 £	Original Budget 2020/21 £
<u>SERVICE: VOLUNTARY BODIES</u>			
Dawn Dawson (EN01)			
Employees & Support Services	5,335	(2,110)	(4,430)
Running Expenses	173,631	151,410	151,160
Income	(9,002)	(2,000)	(2,000)
Other			
VOLUNTARY BODIES NET EXPENDITURE	169,964	147,300	144,730

COST CENTRE DETAIL (Code & Description)

EH33 - Community Charity Lottery		20	30
EN01 - Third Sector Contributions	169,964	147,280	144,700
VOLUNTARY BODIES NET EXPENDITURE	169,964	147,300	144,730

Estimated Service Cost per - Head of the Population	£1.31	£1.14	£1.12
-Property in the Borough	£3.01	£2.61	£2.57

Service Description:

This service shows the costs of undertaking community work in the Borough, to build stronger communities.

	Actual 2018/19 £	Original Budget 2019/20 £	Original Budget 2020/21 £
<u>SERVICE: COMMUNITY SAFETY</u>			
Dawn Dawson (EP00)			
Employees & Support Services	104,675	105,540	90,420
Running Expenses	338,039	400,000	400,130
Capital Charges	30,870	35,020	30,870
Income	(199,846)	(155,810)	(155,810)
Other	(43,501)	(11,640)	
COMMUNITY SAFETY NET EXPENDITURE	230,237	373,110	365,610
COST CENTRE DETAIL (Code & Description)			
EP00 - Community Safety	230,237	373,110	365,610
COMMUNITY SAFETY NET EXPENDITURE	230,237	373,110	365,610
Estimated Service Cost per - Head of the Population	£1.78	£2.88	£2.82
-Property in the Borough	£4.08	£6.61	£6.48

Service Description:

This budget supports the various community safety activities undertaken by the council. The Nuneaton and Bedworth Safer Communities Partnership (NABSCOP) works closely with partner agencies to reduce crime and the fear of crime in the Borough

Planning and Development PORTFOLI SUMMARY

	Actual 2018/19 £	Original Budget 2019/20 £	Original Budget 2020/21 £
ENVIRONMENTAL PROTECTION	362,964	393,880	400,140
FOOD & OCCUPATIONAL SAFETY	341,621	352,310	341,420
CAR PARKS	(269,818)	(285,250)	(295,910)
PUBLIC PASSENGER TRANSPORT	35,458	54,080	67,950
LAND DRAINAGE WRKS	7,565	7,860	7,870
STREET NAMEPLATES	18,510	19,470	20,660
FOOTPATH LIGHTING	8,307	11,510	12,000
BUILDING CONTROL	39,944	17,720	24,480
DEVELOPMENT CONTROL	136,969	37,520	(80,000)
PLANNING POLICY & APPLICATIONS	219,636	395,140	401,780
COMMERCIAL PROPERTY	(978,265)	(1,112,970)	(1,230,000)
INDUSTRIAL ESTATES	(124,509)	(158,650)	(152,750)
LAND CHARGES	(34,390)	3,820	(18,910)
ENVIRONMENTAL SUSTAINABILITY	13,861	3,560	3,440
NET EXPENDITURE	(222,145)	(260,000)	(497,830)

Planning and Development PORTFOLI SUMMARY

	Actual 2018/19 £	Original Budget 2019/20 £	Original Budget 2020/21 £
Employees & Support Services	1,644,786	1,747,130	1,865,870
Running Expenses	2,436,924	2,311,940	2,311,700
Capital Charges	607,825	562,620	500,720
GROSS EXPENDITURE	4,689,535	4,621,690	4,678,290
Income	(4,847,457)	(4,831,690)	(5,166,300)
Other	(68,223)	(50,000)	(9,820)
NET EXPENDITURE	(226,145)	(260,000)	(497,830)
Estimated Service Cost per - Head of the Population	-£1.74	-£2.01	-£3.84
-Property in the Borough	-£4.01	-£4.61	-£8.82

	Actual 2018/19 £	Original Budget 2019/20 £	Original Budget 2020/21 £
<u>SERVICE: ENVIRONMENTAL PROTECTION</u>			
Ian Powell (AQ05-AQ20)			
Employees & Support Services	235,414	246,230	252,700
Running Expenses	155,212	172,420	172,210
Capital Charges	3,897	3,320	3,320
Income	(31,559)	(28,090)	(28,090)
ENVIRONMENTAL PROTECTION NET EXPENDITURE	362,964	393,880	400,140

COST CENTRE DETAIL (Code & Description)

AQ05 - Environmental Protection	280,972	295,450	313,890
AQ10 - Dog Warden	71,231	73,360	64,090
AQ15 - Pest Control	10,761	25,070	22,160
ENVIRONMENTAL PROTECTION NET EXPENDITURE	362,964	393,880	400,140

Estimated Service Cost per - Head of the Population	£2.80	£3.04	£3.09
-Property in the Borough	£6.43	£6.98	£7.09

Service Description:

This service shows the costs of all environmental health related works including noise pollution, air quality and contaminated land. The council operates a dog warden service which deals with lost and stray dogs, in addition to dog nuisance issues. The council also operates a chargeable pest control service for homes and businesses, in addition to regularly treating parks, riverbanks and sewers to reduce and control rodent activity.

	Actual 2018/19 £	Original Budget 2019/20 £	Original Budget 2020/21 £
<u>SERVICE: FOOD & OCCUPATIONAL SAFETY</u>			
Ian Powell (AR00-AR05)			
Employees & Support Services	242,970	264,550	257,290
Running Expenses	105,047	92,240	87,610
Income	(6,397)	(4,480)	(3,480)
FOOD & OCCUPATIONAL SAFETY NET EXPENDITURE	341,621	352,310	341,420

COST CENTRE DETAIL (Code & Description)

AR05 - Business Regulation & Support	341,621	352,310	341,420
FOOD & OCCUPATIONAL SAFETY NET EXPENDITURE	341,621	352,310	341,420

Estimated Service Cost per - Head of the Population	£2.64	£2.72	£2.63
-Property in the Borough	£6.05	£6.24	£6.05

Service Description:

This service covers all costs associated with works undertaken to reduce the incidence of food poisoning and general workplace safety required by legislation to include inspections, testing and investigation work.

	Actual 2018/19 £	Original Budget 2019/20 £	Original Budget 2020/21 £
<u>SERVICE: CAR PARKS</u>			
Brent Davis (BA00-BA90)			
Employees & Support Services	250,828	298,040	318,150
Running Expenses	1,027,229	953,560	974,290
Capital Charges	603,008	558,370	497,400
Income	(2,131,421)	(2,095,220)	(2,085,750)
Other	(19,462)		
CAR PARKS NET EXPENDITURE	(269,818)	(285,250)	(295,910)

COST CENTRE DETAIL (Code & Description)

BA00 - Car Parks	1,102,886	1,084,430	1,048,640
BA30 - Car Parks-Running Expenses	637,347	604,100	616,020
BA40 - Car Parks-Support Services	115,021	116,640	120,380
BA90 - Car Parks-Income	(2,125,072)	(2,090,420)	(2,080,950)
CAR PARKS NET EXPENDITURE	(269,818)	(285,250)	(295,910)

Estimated Service Cost per - Head of the Population	-£2.08	-£2.20	-£2.28
-Property in the Borough	-£4.78	-£5.06	-£5.24

Service Description:

This service shows the costs associated with providing car parks throughout the Borough. The budget head includes the costs of maintaining and running the car parks and the income received from them.

	Actual 2018/19 £	Original Budget 2019/20 £	Original Budget 2020/21 £
<u>SERVICE: PUBLIC PASSENGER TRANSPORT</u>			
Brent Davis (BC00-BC05)			
Employees & Support Services	1,296	4,740	12,130
Running Expenses	134,411	139,240	145,720
Income	(100,249)	(89,900)	(89,900)
PUBLIC PASSENGER TRANSPORT NET EXPENDITURE	35,458	54,080	67,950

COST CENTRE DETAIL (Code & Description)

BC00 - Bus Station	35,458	54,080	67,950
PUBLIC PASSENGER TRANSPORT NET EXPENDITURE	35,458	54,080	67,950

Estimated Service Cost per - Head of the Population	£0.27	£0.42	£0.52
-Property in the Borough	£0.63	£0.96	£1.20

Service Description:

This service shows the costs associated with providing and maintaining the bus shelters in the Borough. The budget head also includes the costs associated with the operation of the bus stations and the bus operators using the stations.

	Actual 2018/19 £	Original Budget 2019/20 £	Original Budget 2020/21 £
<u>SERVICE: LAND DRAINAGE WRKS</u>			
Brent Davis (BF10)			
Employees & Support Services	2,264	1,490	1,520
Running Expenses	5,301	6,370	6,350
Income			
LAND DRAINAGE WRKS NET EXPENDITURE	7,565	7,860	7,870

COST CENTRE DETAIL (Code & Description)

BF10 - Land Drain Works	7,565	7,860	7,870
LAND DRAINAGE WRKS NET EXPENDITURE	7,565	7,860	7,870

Estimated Service Cost per - Head of the Population	£0.06	£0.06	£0.06
-Property in the Borough	£0.13	£0.14	£0.14

Service Description:

This service shows the costs associated with services provided by the council for undertaking land drainage works, like clearing gullies and removing excessive vegetation growth around drains to lower the risk of flooding.

	Actual 2018/19 £	Original Budget 2019/20 £	Original Budget 2020/21 £
<u>SERVICE: STREET NAMEPLATES</u>			
Brent Davis (BI00)			
Employees & Support Services	7,064	7,000	7,930
Running Expenses	11,446	12,470	12,730
Income			
STREET NAMEPLATES NET EXPENDITURE	18,510	19,470	20,660

COST CENTRE DETAIL (Code & Description)

BI00 - Street Nameplates	18,510	19,470	20,660
STREET NAMEPLATES NET EXPENDITURE	18,510	19,470	20,660

Estimated Service Cost per - Head of the Population	£0.14	£0.15	£0.16
-Property in the Borough	£0.33	£0.35	£0.37

Service Description:

This service shows the costs associated with maintaining and supplying street nameplates throughout the Borough.

	Actual 2018/19 £	Original Budget 2019/20 £	Original Budget 2020/21 £
<u>SERVICE: FOOTPATH LIGHTING</u>			
Brent Davis (BJ00)			
Employees & Support Services	2,763	4,990	5,480
Running Expenses	5,545	6,520	6,520
Income			
FOOTPATH LIGHTING NET EXPENDITURE	8,307	11,510	12,000
COST CENTRE DETAIL (Code & Description)			
BJ00 - Footway Lighting	8,307	11,510	12,000
FOOTPATH LIGHTING NET EXPENDITURE	8,307	11,510	12,000
Estimated Service Cost per - Head of the Population	£0.06	£0.09	£0.09
-Property in the Borough	£0.15	£0.20	£0.21

Service Description:

This service shows the costs associated with providing footway lighting on council owned land (not highways, which is the responsibility of the County Council)

	Actual 2018/19 £	Original Budget 2019/20 £	Original Budget 2020/21 £
<u>SERVICE: BUILDING CONTROL</u>			
Ian Powell (BL20-BL24)			
Employees & Support Services	89,001		
Running Expenses	238,521	68,700	69,790
Income	(287,578)	(50,980)	(45,310)
BUILDING CONTROL NET EXPENDITURE	39,944	17,720	24,480
COST CENTRE DETAIL (Code & Description)			
BL20 - Building Control - Fee Earning	(15,880)	33,500	34,590
BL21 - Building Control - No Fee Earning	15,502		
BL24 - Other Building Control	40,322	(15,780)	(10,110)
BUILDING CONTROL NET EXPENDITURE	39,944	17,720	24,480
Estimated Service Cost per - Head of the Population	£0.31	£0.14	£0.19
-Property in the Borough	£0.71	£0.31	£0.43

Service Description:

The costs of providing the building control service are contained within this budget head – it deals with the implementation of building regulations which ensure that proper standards of construction are adhered to by the building industry, together with Health and Safety issues.

	Actual 2018/19 £	Original Budget 2019/20 £	Original Budget 2020/21 £
<u>SERVICE: DEVELOPMENT CONTROL</u>			
Budget Holder: Ian Powell (BL30 – 32)			
Employees & Support Services	511,368	482,690	565,020
Running Expenses	263,753	336,070	343,820
Income	(638,152)	(781,240)	(988,840)
DEVELOPMENT CONTROL NET EXPENDITURE	136,969	37,520	(80,000)

COST CENTRE DETAIL (Code & Description)			
BL30 - Development Control - Fee Earning	53,990	(33,730)	(197,430)
BL32 - Development Control Enforcement	82,979	71,250	117,430
DEVELOPMENT CONTROL NET EXPENDITURE	136,969	37,520	(80,000)

Estimated Service Cost per - Head of the Population	£1.06	£0.29	-£0.62
-Property in the Borough	£2.43	£0.67	-£1.42

Service Description:

This service shows the costs associated with the processing of planning applications, the registration and processing of planning appeals including written representations, informal hearings and public enquiries, and complaints to the Authority regarding unauthorised developments and use of land

	Actual 2018/19 £	Original Budget 2019/20 £	Original Budget 2020/21 £
<u>SERVICE: PLANNING POLICY & APPLICATIONS</u>			
Ian Powell & Chris Tydeman (BL10-BL17,BL30,32 & 80)			
Employees & Support Services	175,462	273,960	283,000
Running Expenses	109,833	189,950	148,760
Income	(21,898)	(18,770)	(20,160)
Other	(43,761)	(50,000)	(9,820)
PLANNING POLICY & APPLICATIONS NET EXPENDITURE	219,636	395,140	401,780

COST CENTRE DETAIL (Code & Description)			
BL10 - Borough Plans	231,036	398,410	406,550
BL14 - Conservation And Listed Buildings	735	2,200	2,200
BL17 - Street Naming & Numbering	(12,135)	(5,470)	(6,970)
PLANNING POLICY & APPLICATIONS NET EXPENDITURE	219,636	395,140	401,780

Estimated Service Cost per - Head of the Population	£1.69	£3.05	£3.10
-Property in the Borough	£3.89	£7.00	£7.12

Service Description:

The Council is undertaking work associated with the Borough Plan and all costs are shown within this budget head. The service will provide planning policy advice for members and a wide range of customers and also provides support and guidance for communities.

	Actual 2018/19 £	Original Budget 2019/20 £	Original Budget 2020/21 £
<u>SERVICE: COMMERCIAL PROPERTY</u>			
Ian Powell (EE00-EE30)			
Employees & Support Services	95,741	137,870	136,460
Running Expenses	237,008	172,470	182,980
Capital Charges	920	930	
Income	(1,306,934)	(1,424,240)	(1,549,440)
Other	(5,000)		
COMMERCIAL PROPERTY NET EXPENDITURE	(978,265)	(1,112,970)	(1,230,000)

COST CENTRE DETAIL (Code & Description)

EE00 - Commercial Property General	187,406	239,100	237,360
EE05 - Bondgate Chambers	(24,297)	(42,920)	(43,420)
EE10 - Bus Station Shops	(89,533)	(89,450)	(89,450)
EE15 - Nuneaton Town Centre Properties	(248,238)	(278,000)	(278,000)
EE20 - Bedworth Town Centre	(329,716)	(395,050)	(370,860)
EE25 - Other Properties	(26,593)	(48,870)	(64,460)
EE30 - Craft Centre	(4,367)	(7,670)	(9,640)
EE35 - Abbey Street Development	(16,889)		(71,420)
EH50 - Nabcel Investment Properties	(426,035)	(490,110)	(540,110)
COMMERCIAL PROPERTY NET EXPENDITURE	(978,265)	(1,112,970)	(1,230,000)

Estimated Service Cost per - Head of the Population	-£7.55	-£8.59	-£9.49
-Property in the Borough	-£17.34	-£19.73	-£21.80

Service Description:

This budget reflects the costs associated with the Council's varied property portfolio. The income shown is largely rental income from the various sites.

	Actual 2018/19 £	Original Budget 2019/20 £	Original Budget 2020/21 £
<u>SERVICE: INDUSTRIAL ESTATES</u>			
Ian Powell (EF12-EF15)			
Employees & Support Services	10,163	12,590	12,880
Running Expenses	50,518	59,070	58,880
Capital Charges			
Income	(185,189)	(230,310)	(224,510)
INDUSTRIAL ESTATES NET EXPENDITURE	(124,509)	(158,650)	(152,750)

COST CENTRE DETAIL (Code & Description)

EF12 - Bermuda Innovation Centre	(28,860)	(35,000)	(35,000)
EF15 - Attleborough Fields	(95,649)	(123,650)	(117,750)
INDUSTRIAL ESTATES NET EXPENDITURE	(124,509)	(158,650)	(152,750)

Estimated Service Cost per - Head of the Population	-£0.96	-£1.22	-£1.18
-Property in the Borough	-£2.21	-£2.81	-£2.71

Service Description:

This budget head reflects the costs associated with the industrial properties operated by the council and the income it receives

	Actual 2018/19 £	Original Budget 2019/20 £	Original Budget 2020/21 £
<u>SERVICE: LAND CHARGES</u>			
Ian Powell (EK00)			
Employees & Support Services	11,090	11,270	11,720
Running Expenses	92,600	101,010	100,190
Income	(138,080)	(108,460)	(130,820)
LAND CHARGES NET EXPENDITURE	(34,390)	3,820	(18,910)

COST CENTRE DETAIL (Code & Description)

EK00 - Land Charges	(34,390)	3,820	(18,910)
LAND CHARGES NET EXPENDITURE	(34,390)	3,820	(18,910)

Estimated Service Cost per - Head of the Population	-£0.27	£0.03	-£0.15
-Property in the Borough	-£0.61	£0.07	-£0.34

Service Description:

This Service shows the cost of maintaining the Local Land Charge Register, and enabling this register to be accessed by members of the public and private search companies. The costs also include all the costs associated with carrying out actual land charge searches

	Actual 2018/19 £	Original Budget 2019/20 £	Original Budget 2020/21 £
<u>SERVICE: ENVIRONMENTAL SUSTAINABILITY</u>			
Brent Davis (EH25)			
Employees & Support Services	9,361	1,710	1,590
Running Expenses	4,500	1,850	1,850
ENVIRONMENTAL SUSTAINABILITY NET EXPENDITURE	13,861	3,560	3,440

COST CENTRE DETAIL (Code & Description)

EH25 - Environmental Sustainability	13,861	3,560	3,440
ENVIRONMENTAL SUSTAINABILITY NET EXPENDITURE	13,861	3,560	3,440

Estimated Service Cost per - Head of the Population	£0.11	£0.03	£0.03
-Property in the Borough	£0.25	£0.06	£0.06

Service Description:

This service shows the costs of undertaking work under the Environmental sustainability action plan.

SUPPORT SERVICES SUMMARIES

CORPORATE DIRECTORS	Actual	Original	Original
Budget Holder: Simone Donaghy	2018/19	Budget	Budget
	£	2019/20	2020/21
		£	£
Salaries, Wages & Other Employee Costs	468,543	475,230	447,600
Employer's NI & Pension Contributions	137,198	140,190	133,470
Supplies & Services	8,146	3,460	3,470
Accommodation & Other Administrative Costs	47,888	57,200	56,230
Gross Expenditure	661,775	676,080	640,770
Net Costs - Fully recharged to other Service Units and Services	661,776	676,080	640,770
Estimated service cost per - head of the population	£ 5.11	£ 5.22	£ 4.94
- property in the borough	£ 11.73	£ 11.98	£ 11.36
FINANCE & PROCUREMENT	Actual	Original	Original
Budget Holder: Simone Donaghy	2018/19	Budget	Budget
	£	2019/20	2020/21
		£	£
Salaries, Wages & Other Employee Costs	526,880	626,590	625,150
Employer's NI & Pension Contributions	153,648	177,120	179,270
Supplies & Services	97,906	127,130	128,030
Accommodation & Other Administrative Costs	144,203	155,770	159,690
Capital Charges	7,473	7,470	1,100
Gross Expenditure	930,110	1,094,080	1,093,240
Income & Recoverable Charges	(39,423)	(44,050)	(44,050)
Net Costs - Fully recharged to other Service Units and Services	890,689	1,050,030	1,049,190
Estimated service cost per - head of the population	£ 6.87	£ 8.10	£ 8.10
- property in the borough	£ 15.79	£ 18.61	£ 18.60

SUPPORT SERVICES SUMMARIES

HUMAN RESOURCES

	Actual 2018/19	Original Budget 2019/20	Original Budget 2020/21
Budget Holder: Christine Tydeman	£	£	£
Salaries, Wages & Other Employee Costs	201,304	209,610	219,510
Employer's NI & Pension Contributions	34,646	37,900	48,430
Supplies & Services	47,779	23,280	23,340
Accommodation & Other Administrative Costs	80,264	91,280	94,710
Gross Expenditure	363,993	362,070	385,990
Income & Recoverable Charges	(9,702)	(9,000)	(9,000)
Net Costs - Fully recharged to other Service Units and Services	354,290	353,070	376,990
Estimated service cost per - head of the population	£ 2.73	£ 2.72	£ 2.91
- property in the borough	£ 6.28	£ 6.26	£ 6.68

	Actual 2018/19	Original Budget 2019/20	Original Budget 2020/21
IT & COMMUNICATIONS	£	£	£
Budget Holder: Christine Tydeman	£	£	£
Salaries, Wages & Other Employee Costs	331,014	334,680	339,890
Employer's NI & Pension Contributions	90,338	91,390	94,520
Supplies & Services	369,075	400,200	428,750
Accommodation & Other Administrative Costs	66,559	69,280	71,400
Capital Charges	271,683	261,400	246,410
Gross Expenditure	1,128,669	1,156,950	1,180,970
Income & Recoverable Charges	(17,401)	(16,500)	(16,500)
Net Costs - Fully recharged to other Service Units and Services	1,111,268	1,140,450	1,164,470
Estimated service cost per - head of the population	£ 8.57	£ 8.80	£ 8.99
- property in the borough	£ 19.70	£ 20.21	£ 20.64

SUPPORT SERVICES SUMMARIES

CORPORATE CUSTOMER SERVICES	Actual 2018/19	Original Budget 2019/20	Original Budget 2020/21
Budget Holder: Christine Tydeman	£	£	£
Salaries, Wages & Other Employee Costs	422,886	494,360	505,060
Employer's NI & Pension Contributions	96,497	100,270	120,470
Supplies & Services	148,389	71,610	72,310
Accommodation & Other Administrative Costs	248,497	240,350	266,740
Capital Charges	14,699	18,160	
Gross Expenditure	930,968	924,750	964,580
Income & Recoverable Charges	(4,595)	(5,250)	
Net Costs - Fully recharged to other Service Units and Services	926,373	919,500	964,580
Estimated service cost per - head of the population	£ 7.15	£ 7.09	£ 7.44
- property in the borough	£ 6.42	£ 16.30	£ 17.10

BUSINESS IMPROVEMENT ADMIN & SUPPORT TEAM	Actual 2018/19	Original Budget 2019/20	Original Budget 2020/21
Budget Holder: Christine Tydeman	£	£	£
Salaries, Wages & Other Employee	230,453	251,510	243,610
Employer's NI & Pension Contributions	58,991	64,970	64,710
Supplies & Services	14,337	11,570	16,960
Accommodation & Other Administrative	95,063	94,130	91,750
Gross Expenditure	398,844	422,180	417,030
Income & Recoverable Charges	(28)		
Net Costs - Fully recharged to other	398,816	422,180	417,030
Estimated service cost per - head of the population	£ 3.08	£ 3.26	£ 3.22
- property in the borough	£ 7.07	£ 7.48	£ 7.39

SUPPORT SERVICES SUMMARIES

CORP GOVERNANCE LEGAL	Actual 2018/19	Original Budget 2019/20	Original Budget 2020/21
Budget Holder: Phil Richardson	£	£	£
Salaries, Wages & Other Employee Costs	177,786	208,610	212,710
Employer's NI & Pension Contributions	46,824	55,870	58,030
Supplies & Services	42,011	31,310	31,400
Accommodation & Other Administrative Costs	55,342	58,960	57,480
Gross Expenditure	321,963	354,750	359,620
Income & Recoverable Charges	(58,631)	(63,300)	(63,300)
Net Costs - Fully recharged to other Service Units and Services	263,332	291,450	296,320
Estimated service cost per - head of the population - property in the borough	£ 2.03	£ 2.25	£ 2.29
	£ 4.67	£ 5.17	£ 5.25

HEALTH & SAFETY	Actual 2018/19	Original Budget 2019/20	Original Budget 2020/21
Budget Holder: Phil Richardson	£	£	£
Salaries, Wages & Other Employee Costs	128,785	176,160	169,590
Employer's NI & Pension Contributions	33,156	44,690	43,470
Supplies & Services	17,367	17,460	12,810
Accommodation & Other Administrative Costs	33,846	41,410	41,610
Gross Expenditure	213,154	279,720	267,480
Income & Recoverable Charges	(11,456)	(11,000)	(11,000)
Net Costs - Fully recharged to other Service Units and Services	201,697	268,720	256,480
Estimated service cost per - head of the population - property in the borough	£ 1.56	£ 2.07	£ 1.98
	£ 3.57	£ 4.76	£ 4.55

SUPPORT SERVICES SUMMARIES

	Actual 2018/19	Original Budget 2019/20		Original Budget 2020/21
	£	£		£
CORPORATE GOVERNANCE: AUDIT & INSURANCE				
Budget Holder: Phil Richardson				
Salaries, Wages & Other Employee Costs	158,685	219,000		226,950
Employer's NI & Pension Contributions	44,455	61,680		65,060
Supplies & Services	23,225	7,530		7,530
Accommodation & Other Administrative Costs	39,875	43,360		42,340
Gross Expenditure	266,240	331,570		341,880
Income & Recoverable Charges	(26,384)	(18,450)		(18,450)
Net Costs - Fully recharged to other Service Units and Services	239,857	313,120		323,430
Estimated service cost per - head of the population		£ 2.42		£ 2.50
- property in the borough	£ 1.85	£ 5.55		£ 5.73
- property in the borough	£ 4.25			
	Actual 2018/19	Original Budget 2019/20		Original Budget 2020/21
	£	£		£
IT FLARE COSTS				
Budget Holder: Christine Tydeman				
Supplies & Services	73,794	75,780		76,330
Accommodation & Other Administrative Costs	10,851	8,890		9,210
Gross Expenditure	84,645	84,670		85,540
Net Costs - Fully recharged to other Service Units and Services	84,644	84,670		85,540
Estimated service cost per - head of the population	£ 0.65	£ 0.65		£ 0.66
- property in the borough	£ 1.50	£ 1.50		£ 1.52

	Actual 2018/19 £	Original Budget 2019/20 £	Original Budget 2020/21 £
<u>SERVICE: ADMIN.BUILDINGS</u>			
Brent Davis & Chris Tydeman (FB00-FB50)			
Employees & Support Services	227,545	230,100	233,570
Running Expenses	706,673	660,500	650,031
Capital Charges	118,666	112,700	131,750
Income	(15,265)	(16,420)	(16,420)
ADMIN.BUILDINGS NET EXPENDITURE	1,037,619	986,880	998,931
COST CENTRE DETAIL (Code & Description)			
FB00 - Administrative Buildings Nuneaton	535,256	546,210	559,550
FB15 - Bedworth Office	35,344	39,070	64,720
FB25 - St Mary'S Rd. Depot	52,196		
FB50 - Depot - Gresham Road	414,822	401,600	374,660
ADMIN.BUILDINGS NET EXPENDITURE	1,037,619	986,880	998,931
Estimated Service Cost per - Head of the Population	£8.01	£7.61	£7.71
-Property in the Borough	£18.39	£17.49	£17.70

HOUSING REVENUE ACCOUNT (HRA) BUDGET

	Actual	Original	Original
	2018/19	Budget	Budget
	£'000	2019/20	2020/21
		£'000	£'000
Balance Brought Forward	(11,863,295)	(12,168,666)	(6,273,166)
<u>Expenditure</u>			
General Management	4,375,005	5,079,210	5,260,700
Special Expenses	2,911,439	3,179,630	3,548,510
Repairs & Maintenance	5,606,856	5,162,080	5,136,149
Depreciation	7,991,372	8,000,000	8,461,000
Capital expenditure funded by HRA	629,834	9,770,860	1,793,170
Interest payable (Debt Costs)	2,101,433	2,188,230	2,396,700
Total Expenditure	23,615,939	33,380,010	26,596,229
<u>Income:</u>			
General Rental Income	(22,723,963)	(23,024,790)	(23,036,890)
Non-dwelling rents	(570,582)	(629,760)	(589,260)
Other income – services & facilities	(2,014,002)	(1,947,720)	(1,975,730)
Interest receivable	(103,045)	(58,460)	(46,800)
Total Income	(25,411,592)	(25,660,730)	(25,648,680)
<u>Adjustments</u>			
Debt repayment	1,000,000		
Earmarked reserve	490,282	(1,823,780)	1,116,196
(SURPLUS)/DEFICIT	(305,371)	5,895,500	2,063,745
Balance Carried Forward	(12,168,666)	(6,273,166)	(4,209,421)

GENERAL FUND CAPITAL PROGRAMME

	Original Budget 2020/21
<u>Arts & Leisure</u>	£
PC04 Riversley Park Bridge	40,000
PC05 Tennis Courts Miners Welfare Park	202,500
PC06 Leisure Strategy	1,160,000
PC63 Pingles Running Track	104,570
PC90 Haunchwood Pavilion	5,000
PC94 Target Hardening	100,000
PC95 Pauls Land Pavilion	10,500
PC96 Sandon Park/Jack Whetstone Pavilion	23,270
 <u>Central Services</u>	
PE12 Computer Strategy	
PE50 Major Repairs	
PD54 Conversion of Council House	1,250,000
 <u>Health and Environment</u>	
PM01 Vehicle & Plant Replacement	868,000
PA08 Sub-Regional Materials Recycling Facility	3,396,000
 <u>Finance and Civic Affairs</u>	
PE02 Purchase of Investment Properties	3,460,000
PE30 Camp Hill - Early final phase	2,369,235
 <u>Housing (General Fund)</u>	
PD12 Empty Homes Works in Default	40,000
PD20 HEART	6,150,600
PD43 LPSA2 - Empty Property Loans	100,000
PD53 Mobile Home Sites	212,100
PD54 Conversion of Council House	790,000
 <u>Planning and Development</u>	
PB32 Replacement CCTV Cameras	9,700
PB33 CCTV - Wireless Technology	120,000
 <u>Future schemes</u>	
PE95 Miscellaneous schemes*	100,000
 Total	20,886,475

HOUSING REVENUE ACCOUNT CAPITAL PROGRAMME

		Original Budget 2020/21 £
PL01	Decent Homes	2,500,000
PL03	Roof Coverings/Modifications	850,000
PL04	Shed Door & Roof Renewals	25,000
PL05	Windows & Doors	700,000
PL07	Door Entry Scheme	50,000
PL09	Shops Improvements	15,000
PL10	New Properties (Construction)	9,036,000
PL14	Large Scale Improvement Feasibility	100,000
PL18	District Heating Boilers	200,000
PL19	Byford Court - Rebuild	2,386,620
PL21	Fire Risk Assessments (General Purpose)	300,000
PL44	Acquisition of Properties	2,200,000
PL54	Level Access Showers	500,000
PL55	Aids & Adaptations	500,000
PL56	Central Heating	1,000,000
PL57	Garages	25,000
PL59	Slabs to Tarmac	200,000
PL60	Lift Renewal Works	100,000
PL63	District Heating Upgrade Works	50,000
PL64	Fire Safety Upgrade Works	2,250,000
PL65	PIR Electrical Works (Sheltered Housing & Communal)	300,000
PL66	Voids	450,000
PL70	Structural/Concrete Repairs	2,000,000
PL71	Environmental Works	25,000
PL75	Contingency	100,000
PL98	Capital Salaries	439,170
Total		<u>26,301,790</u>

PAYROLL CODES FOR RECRUITMENT FORMS

Coding when Recruiting New Employees – Information for internal staff only

Information to help when recruiting a new member of staff. Where the Payroll recruitment form asks for the:-
Salary Code please enter as example.

Note (we have changed supplier to Coventry CC and so the format may change)

Example:

Cost Centre	Sub detail
HG00	H780

Please provide the Cost code & Sub detail

	Agresso Cost Code and Sub detail
Managing Director	HG00 H780
All Service Directors	HG00 H780
<u>Assets & Street Services</u>	
Corporate Property	
Corporate Property	HK00 H804
Performance Improvement Officer	HK00 H800
Planning & Analysis Officer	HK00 H800
Parking	
Parking Manager	HK00 H924
Car Park Admin Staff	BA00 B924
Car Park Attendants	BA00 B063
Car Parks	BA00 B523
Toilet Attendants	CB00 C517
CCTV	
CCTV Controllers	GH02 G925
Admin Buildings	
Porters	FB00 F020
Bedworth Office Cleaners	FB15 F022
Depot Cleaners	FB50 F022
Town Hall Cleaners	FB00 F022
Tea Ladies	FB00 F021
Civic Hall	
Civic Hall Manager	HK20 H819
Civic Hall Office Based Team	HK20 H819
Civic Hall Casual Events Staff	CN05 C996
Civic Hall Kitchen Staff	CN20 C510
Civic Hall Bar Staff	CN21 C511
Civic Hall Cleaners	CN05 C523

Coding when Recruiting New Employees

Assets & Street Services (continued)

	Agresso Cost Code
Museum	
Museum & Arts Officer	HK20 H811
Museum Officers & Standby	CO05 C526
Museum Assistants	CO05 C527
Museum Cleaners	CO05 C523
Leisure	
Sports Development Team	CH16 C550
Harrier's Employees	HP00 H560
Changing Room Attendants - Stockingford	EH26 E536
Changing Room Attendants - Keresley	EH27 E536
Community Centres	
Keresley Community Administrator	EH27 E310
Stockingford Community Administrator	EH26 E310
Newtown Centre Administrator	CH30 C310
Newtown Centre Cleaners	CH30 C523
Refuse & Recycling	
Refuse & Cleansing Manager	HK00 H833
Refuse & Cleansing Office Based Team	HK00 H833
Domestic Refuse Collectors & Drivers	AL05 A514
Bulky Refuse Collectors & Drivers	AL05 A514
Recycling	AM00 A832
Green Waste Collectors & Drivers	AM10 A513
Street Cleansing Operatives & Drivers	AL10 A515
Transport	
Transport Mechanics	QZ40 Q518
Transport Office Team	HK00 H841
Depot	
Depot Yard Men	FB50 F519
Depot Cleaners	FB50 F022

Coding when Recruiting New Employees

	Agresso Cost Code
<u>Business Improvement</u>	
Administration & Support Team	HJ80 H725
Contact Centre	HJ50 H906
IT	HJ20 H720
Human Resources	
HR	HJ10 H710
<u>Finance & Procurement</u>	
Revenue & Benefits	
Revs & Bens Manager	HL10 H910
Revs & Bens - Benefits Team	HL10 H912
Revs & Bens - Revenues Team	HL10 H911
Revs & Bens - Systems Team	HL10 H913
Finance	
Treasury Team	HJ00 H706
Financial Planning	HJ00 H706
Procurement & Creditors Team	HJ00 H706

Coding when Recruiting New Employees

<u>Governance & Recreation</u>	Agresso Cost Code
Legal Section	HJ30 H730
Audit Team	HJ60 H736
Governance and Performance Officer	HJ60 H736
Health & Safety Team	HJ70 H714
Equalities Officer	ED05 E799
Democratic Services	
Democratic - Electoral Registration	HJ40 H733
Democratic - Member Support	HJ40 H731
Town Crier	EH05 E793
Parks	
Grounds Maintenance Team	HK10 H814
Natural Environment Team	HK10 H796
Playground Fitters	CG10 C533
Pavilion Attendants	CG52 C533
Communication & Events	
Communication & Event Officers	HH10 H793
Events Operatives	EH20 E794

Coding when Recruiting New Employees

	Agresso Cost Code
<u>Housing & Communities</u>	
Housing salaries - Allocated across several services	
Strategic Housing	HL00 H903
Business Support	HL00 H905
Private Sector Housing	HL00 H901
Housing - Property services	HL00 H805
Housing Salaries - charged directly to one service	
Tenancy Services Team	LA00 L919
Housing Officers	LA00 L919
Housing - Financial Inclusion Team	LA00 L919
Housing -Direct Property services	LA01 L806
Housing - Capital Surveyors & Clerk of Works	SK30 S850
Housing Strategy	DB00 D903
Supported Housing	
Housing - Supported Housing Team	LB05 L938
Housing – Independent Living Officers	LB05 L904
Housing Cleaning	
Housing Estate Cleaners	LB25 L822
Housing - Cleaners	LB05 L823
Housing Craft Workers	
Housing - Reactive Operatives	LW01 L850
Housing - Void Operatives	LW95 L852
Housing - Capital Operatives	SK30 S850
Standby	
Standby	GA20 G302
Standby - Housing Call Out	LW05 L853
Bulk Deliveries - Housing	LA00 L029
Communities	
Community Cohesion	HH00 H791
Antisocial Behaviour Team	HH00 H791

Coding when Recruiting New Employees

	Agresso Cost Code
<u>Regeneration & Public Protection</u>	
Markets	
Market Office Staff	AG00 A831
Market Workers	AG00 A516
Building Control	
Building Control Team	HL40 H931
Building Control Call Out	BL24 B553
Environmental Health	
Head of Environmental Health	HL40 H941
Principal BRS Officer	HL40 H941
Environmental Protection Officers	HL40 H942
Food & Occupational Safety	AR05 A941
Dog Wardens	AQ10 A942
Licensing	
Licensing Team	HL40 H734
Planning	
Planning - HL40	HL40 H932
Planning – BL10	BL10 B931
Planning - BL30	BL30 B932
Planning Enforcement	BL32 B933
Planning Policy Team	HL40 H795
Town Centre & Estates	
Land and Property Team	HL20 H797
Town Centre Officers	HL20 H927
Economic Development	ER00 E738
Craft Centre Cleaners	EE30 E523
Other	
Healthy Living Network	HL60 H949
Harriers Club	HP00 H560

MENTEC CODING WHEN PAYING IN MONEY AT CASH OFFICE

Information to help when paying in money over the counter.
 Allows extra data to be entered where appropriate.
 Using the Mentec code will automatically enter the Agresso Codes.

(Agresso cost code shown for information purposes only)

Mentec Code	Description	Account	Cost Centre	Analysis
<u>Asset Management & Street Services</u>				
Community Centres				
NEWTOWN	Newtown Centre Room Hire	9566	CH30	C000
KCC VEND	Keresley Community Centre Vending	9283	EH27	E000
KCC ROOM	Keresley Community Centre Room Hire	9566	EH27	E000
Civic Hall				
BOX	Civic Hall Show Income	8909	CN05	C000
STREAM	Streamline Civic Hall	8909	CN05	C000
TICKETS	Tickets.Com System	8909	CN05	C199
WEST END	Tokens Code	8910	CN05	C000
CH ROOM	Civic Hall Room Hire	9566	CN05	C000
EPS HIRE	Hall Hire Private Shows	9552	CN11	C000
HOTDRINK	Civic Hall Hot Drinks	9281	CN20	C000
ICES	Civic Hall Ices	9284	CN20	C000
PREM STG	Premier Stage Direct Debit	9285	CN20	C000
BUFFET	Civic Hall Buffets	9285	CN20	C000
BISTRO	Civic Hall Bistro	9289	CN20	C000
BAR	Civic Hall Bar	9287	CN21	C000
Museum				
DONATION	Museum Donations	9116	CO05	C000
MUS SHOP	Museum Resale Goods	9259	CO05	C000
PAINTING	Commission Sale Of Painting	9447	CO05	C000
MUS ROOM	Museum Room Hire	9566	CO05	C000
Refuse & Recycling				
BULKY	Bulky Refuse Collection	9344	AL05	A000
LITTER	Litter Enforcement Notices	9368	AL10	A000
1100 BIN	Trade Bin	9231	AL25	A000
SMURFIT	Smurfit Kappa	9237	AL25	A000
TRADE SK	Trade Sacks	9345	AL25	A012
GREEN	Additional Green Bins	9296	AM10	A000
COMPOST	Compost Bins	9294	AM10	A110
REDBOX	Recycling Bins And Caddies	9297	AM15	A000

Coding when Paying in Money at Cash Office

Mentec Code	Description	Account	Cost Centre	Analysis
<u>Asset Management & Street Services (continued)</u>				
Parking				
CV1	Mobile Phone Parking Charges	9361	BA90	B000
CN1	Upper Abbey Street Long Stay	9511	BA90	B501
CN2	Regent Street No 2 Long Stay	9511	BA90	B502
CN3	Orchard Street Long Stay Cp	9511	BA90	B503
CN5	Victoria Street Long Stay Cp	9511	BA90	B505
CN6	Pool Bank Street Long Stay	9511	BA90	B506
CN7	Riversley Park Long Stay Cp	9511	BA90	B507
CN8	Town Hall Short Stay Cp	9511	BA90	B508
CN9	Church Street Short Stay Cp	9511	BA90	B509
CN10	Regent Street No 1 Short Stay	9511	BA90	B510
CN11	Rope Walk Mscp	9511	BA90	B511
CN12	Abbey Street Co-Op Short Stay	9511	BA90	B512
CN13	Justice Walk Short Stay Cp	9511	BA90	B513
CN14	Harefield Rd Mscp	9511	BA90	B514
CN15	Meadow Street Nuneaton	9511	BA90	B515
CN16	Riverside Car Park	9511	BA90	B516
CN17	Pingles Leisure Centre	9511	BA90	B517
CB14	Bedworth Railway Station	9511	BA90	B614
CB15	Bedworth Leisure Centre	9511	BA90	B615
CB16	Park Rd-Mill St Long Stay Cp	9511	BA90	B616
CB17	Civic Hall No 2 -Spitalfields	9511	BA90	B617
CB19	Civic Hall No1- Spitalfields	9511	BA90	B619
SEASON T	Car Park Season Ticket	9515	BA90	B000
CPE 50	Civil Parking Enforcement £50	9540	BA90	B000
CPE 25	Civil Parking Enforcement - £25	9541	BA90	B000
CPE 75	Civil Parking Enforcement £75	9542	BA90	B000
CPE 35	Civil Parking Enforcement £35	9544	BA90	B000
CPE 70	Car Parking Fine £70	9544	BA90	B000
CPE 105	Parking Fine	9545	BA90	B000
CPE 82	Civil Parking Enforcement £82	9546	BA90	B000
CPE 112	Civil Parking Enforcement £112	9547	BA90	B000
Transport				
MOT	MOT Group4	9899	QZ20	Q006

Coding when Paying in Money at Cash Office

Mentec Code	Description	Account	Cost Centre	Analysis
<u>Regeneration & Public Protection</u>				
Town Centre & Estates				
PROM SPA	Town Centre Promotional Space	9150	ER01	E000
SUB GEN	Sub Station General Fund	9601	EE25	E000
FAIRRIDE	Fairground Ride Town Centre	9150	ER01	E000
Markets				
ST TRADE	Street Trading Food & Flowers	9381	AG00	A000
NUN SAT	Market Rents Nuneaton Saturday	9620	AG00	A001
MARK BED	Market Rents Bedworth	9620	AG00	A002
NUN WED	Market Rents Nuneaton Wednesday	9620	AG00	A003
CAR BOOT	Car Boot Bedworth	9624	AG00	A002
CHARITY	Charity Stall	9625	AG00	A000
Environmental Health				
PET SHOP	Pet Shop Licence	9311	AQ05	A000
ANIMAL B	Animal Boarding Licence	9314	AQ05	A000
DOG BRED	Dog Breeding Licence	9334	AQ05	A000
RIDE EST	Riding Establishment Licence	9335	AQ05	A000
DISP EST	Disposal Of Estate Burial Exp	9351	AQ05	A000
EPA	Environmental Permit	9354	AQ05	A000
ENVIRSEA	Environmental Searches	9356	AQ05	A000
NOISE	Noise Abatement	9425	AQ05	A000
RIDING L	Riding Licence Fees	9314	AQ10	A000
DOGS	Dog Fouling Fines	9369	AQ10	A000
STRAYS	Stray Animal Charges	9370	AQ10	A000
COMMPEST	COMMERCIAL PEST CONTRACT	9141	AQ15	A000
PESTWASP	Pest Control - Wasps	9305	AQ15	A000
PESTFLEA	Pest Control - Ant/Flea/Bugs	9306	AQ15	A000
PESTRAT	Pest Control - Rats & Mice	9307	AQ15	A000
SALVAGE	Motor Salvage Licence	9302	AR05	A000
ACUPUNC	Acupuncture Licence	9308	AR05	A000
ELECTROL	Electrolysis Licence	9310	AR05	A000
TATTOO L	Tattoo Licence	9312	AR05	A000
EAR PIER	Ear Piercing Licence	9316	AR05	A000
Street Naming				
STREET N	Street Naming	9309	BL17	B000

Coding when Paying in Money at Cash Office

Mentec Code	Description	Account	Cost Centre	Analysis
<u>Regeneration & Public Protection (continued)</u>				
Building Control & Planning				
BLG PLAN	Building Control Full Plans Plan Checking Fee	9321	BL20	B000
BLG INSP	Building Control Site Full Plans Inspection Fee	9322	BL20	B000
BLG NOTI	Building Control Building Notices	9327	BL20	B000
BLG REG	Building Control Regularisation & Reversion	9330	BL20	B000
BLG SUPP FEE	Building Control Supplementary Charges	9361	BL20	B000
BLG COPY	Building Control Copies	9336	BL20	B000
PLAN APP	Planning Application Fee	9323	BL30	B000
PLN PORT	Planning Portal	9323	BL30	B000
COPY 106	Copies of Section 106	9324	BL30	B000
COPY TPO	Copies of TPO	9324	BL30	B000
COPYS	Other photocopies	9324	BL30	B000
PLANCOPY	Copies of Plans	9324	BL30	B000
DC DECIS	Copies of Decision Notices	9324	BL30	B000
DCADVICE	Planning PreApplication Advice	9500	BL30	B000
S106 MON	Section 106 Monitoring Fee	9626	BL30	B000
Land Charges				
SEARCHES	Land Charges Search Fees	9304	EK00	E000
LANDDOCS	Copies of Land Charge Documents	9304	EK00	E000
Licensing				
TAXI D	Taxi Drivers Licence	9313	EL00	E089
TAXI V	Taxi Vehicle Licence	9313	EL00	E090
TAXI OP	Taxi Licence	9313	EL00	E000
SEX SHOP	Sex Shop Licence	9317	EL00	E000
LIC 89 P	Licence Minor Variation La2003	9318	EL00	E000
PREM LIC	Premises Licence La2003	9318	EL00	E000
TEMP LIC	Temporary Licence La2003	9318	EL00	E000
GAMB LIC	Gambling Licence	9319	EL00	E000
LOTT PER	Lottery Permit	9319	EL00	E000
SCRAP	Scrap Metal Licence	9332	EL00	E000

Coding when Paying in Money at Cash Office

Mentec Code	Description	Account	Cost Centre	Analysis
<u>Housing & Communities</u>				
Housing				
CALDWELL	Caldwell Mobile Home Site	9436	DD00	D000
IMM	Immigration Letters	9394	DN00	D000
CAPITAL	Capital Fee Income	9570	HL00	H805
SUB HRA	Sub Station HRA	9632	LY02	L000
KEYREP	Replacement Key/Key Cutting	9342	LY04	L000
TVLIC	Communal TV Licences	9331	LY04	L000
RECHREPS	Rechargeable Repairs	9395	LY04	L000
KEYFOB	Replacement Key Fob	9395	LY04	L000
TOMELLIS	Tom Ellis Court Tokens	9436	LY04	L000
WASHERD	Washer Tokens Dorlecote	9436	LY04	L000
GLRENTS	General Ledger Rents Code	9280	S20H	S000
RENTS	Council House Rents	9280	S20H	S000
<u>Governance & Recreation</u>				
Legal				
ASS FEES	Assignment Fees	9425	HJ30	H980
COVENANT	Release Of Covenants	9425	HJ30	H991
LIC FEES	Licence Fees	9425	HJ30	H983
LND REG	Land Registry Fees	9425	HJ30	H982
LSE FEES	Lease Fees	9425	HJ30	H986
S106 LEG	Section 106 Legal Fees	9425	HJ30	H984
SALE LSE	Sale Of Leasehold Property/Land	9425	HJ30	H987
SALEFREE	Sale Of Freehold Property/Land	9425	HJ30	H988
TFR FEES	Transfer Fees	9425	HJ30	H985
VAR FEES	Deeds Of Variation Fees	9425	HJ30	H989
CHSALE	Ch Sale Stationery Fee	9425	HJ30	H981
COURT FEE	Court Costs Fees	9425	HJ30	H990
Democratic Services				
ELEC REG	Sale Of Electoral Register	9210	EA00	E000
MARK REG	Sale Of Marked Register	9210	EA00	E000
CONF REG	Confirmation Of Registration L	9210	EA00	E000

Coding when Paying in Money at Cash Office

Mentec Code	Description	Account	Cost Centre	Analysis
<u>Governance & Recreation</u>				
Cemeteries				
MEMORIAL	Memorial Erection	9299	CC00	C000
REM BK	Remembrance Book	9366	CC00	C000
MEMPLAQ	Memorial Plaques And Benches	9382	CC00	C000
USHER	Usher Service	9391	CC00	C000
BURIAL	Burial Rights & Grave Ownership	9298	CC00	C000
ASHES	Internment Of Ashes	9363	CC00	C000
GRAVE	Grave Upkeeps	9364	CC00	C000
VASE	Memorial Blocks & Vases	9385	CC00	C000
ASHES	Ashes From Another Area	9570	CC00	C000
Parks				
FUNFAIR	Funfair	9372	CG00	C000
Communication & Events				
INTCHADV	Advertising Space In In Touch	9315	EC00	E000
BONDS	Bonds	9315	EH20	E000
LANDHIRE	Hire Of Land For Events	9315	EH20	E000
WREAAMCE	Sale Of Wreath-Armistice	9315	EH20	E150
WREANUN	Sale Of Wreath-Nun Remembrance	9315	EH20	E151
WREABULK	Sale Of Wreath-Bulk Remembrance	9315	EH20	E152
WREA A F	Sale Of Wreath-Armed Forces Pa	9315	EH20	E154
WREABED	Sale Of Wreath-Bed Remembrance	9315	EH20	E156
WREANORM	Sale Of Wreath-Normandy Day	9315	EH20	E164
Equalities				
CP TRAIN	Child Protection Training	9215	ED05	E000
FD TRAIN	Fairness & Diversity Training	9215	ED05	E000

Coding when Paying in Money at Cash Office

Mentec Code	Description	Account	Cost Centre	Analysis
<u>Business Improvement</u>				
Postage & Printing				
CLN MAIL	Clean Mail Credits	9181	GH05	G000
PRINTING	Printing	9140	GH04	G000
Concessionary Bus Passes				
BUS PASS	Replacement Bus Pass	9147	EG00	E121
<u>Finance & Planning</u>				
Revenue & Benefits				
CHGE CIR	Change Of Circumstances	9146	HL10	H701
FALSE ST	Court Payment False Statement	9146	HL10	H701
Finance				
CRIM DAM	Court Payment Criminal Damage	9410	EH35	E000
COURTS	Court Costs	9410	EH35	E000
ADV PAY	Payroll Advances Of Pay	6601	W21P	W000