

Budget Book 2021/22

**General Fund and Housing Revenue Account
Capital Programmes**



NUNEATON AND BEDWORTH BOROUGH COUNCIL

GENERAL FUND and HOUSING REVENUE ACCOUNT (HRA) 2021/22

REVENUE BUDGET CAPITAL PROGRAMMES FEES & CHARGES

	CONTENTS	Page
	Foreword	3 – 8
Appendix A	General Fund Revenue Budget Summary	9 -13
Appendix B	General Fund Budget: Portfolio details:	
	- Arts, Leisure & Economic Development	14 – 19
	- Central Services & Refuse	20 – 23
	- Finance and Civic Affairs	24 – 33
	- Housing, Health & Communities	34 – 39
	- Planning and Development	40 – 47
Appendix C	Support Services Summaries	
	- Corporate Directors	48
	- Finance & Procurement	48
	- Human Resources	49
	- IT & Communications	49
	- Corporate Customer Services	50
	- Business Improvement Administration Team	50
	- Corporate Governance Legal	51
	- Corporate Governance Health & Safety	51
	- Corporate Governance Audit & Insurance	52
	- IT Flare Costs	52
	- Administrative Buildings	53
Appendix D	Housing Revenue Account (HRA) budget	54
Appendix E	General Fund Capital Programme	55
Appendix F	Housing Revenue Account Capital Programme (HRA)	56
Appendix G	Payroll Codes for Recruitment Forms	57 – 62
Appendix H	Mentec Codes for Paying in at the Cash Office	63 – 69

Foreword

1 Introduction

The Council approved the 2021/22 budget on 15th February 2021. In addition to approving the General Fund and Housing Revenue Account budgets for 2021/22, the Council determined the Council Tax for the Council also approving the Capital Programme for the General Fund and HRA and the Treasury Strategy for the year.

This budget book sets out the background information and details behind the budgets as follows:

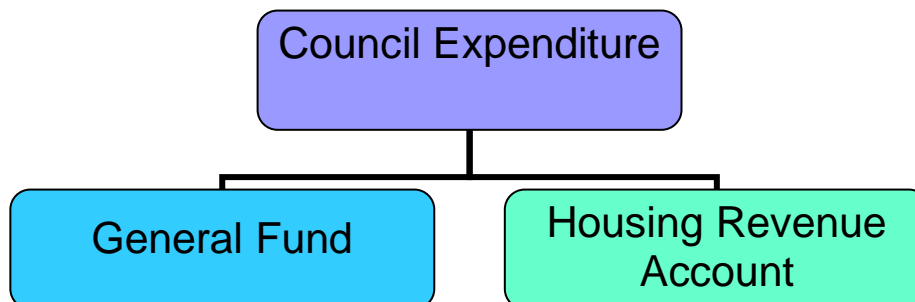
- ❑ Council Tax Setting 2021/22
- ❑ Nuneaton and Bedworth Council Tax Requirement 2021/22
- ❑ Housing Revenue Account
- ❑ General Fund Budgets (Appendices A & B)
- ❑ Support Services Summaries (Appendix C)
- ❑ HRA Budget (Appendix D)
- ❑ General Fund and HRA Capital Programmes (Appendices E & F)

Additional information in relation to Coding is provided as follows as a reference point for internal staff:

- ❑ Payroll Coding when employing new starters (Appendix G)
- ❑ Mentec Codes for use when paying money in over the counter (Appendix H)

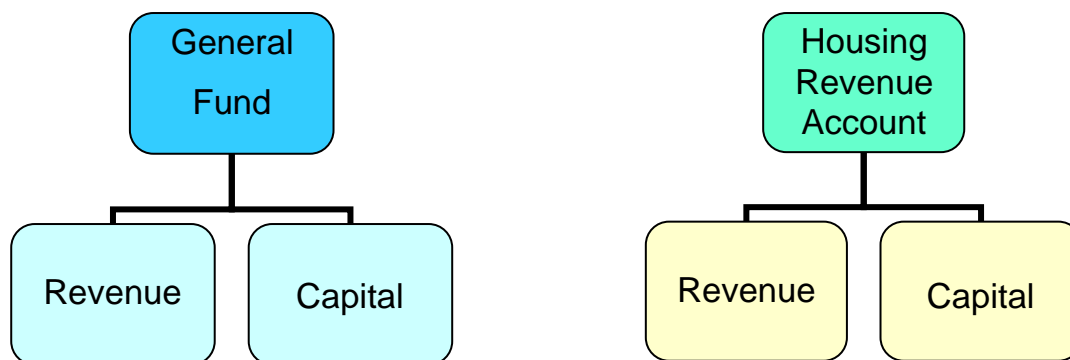
2. Local Government Finance and Budget setting 2021/22 - Background

The Council's spending can be categorised as either:



- ❑ The Housing Revenue Account (HRA) is the council acting as a Landlord for the management, maintenance and letting of our own housing stock. The HRA is a separate ring-fenced fund from the General Fund and is primarily funded by rental income.
- ❑ All other spend and income is classed as General Fund.

These can then be further divided into either revenue or capital:-



- Revenue Spending is on day-to-day costs like employees, premises and transport.
- Capital Spending is for buying assets that will be of use to the authority for more than one year, such as vehicles and buildings.

3. General Fund

Local Authority spending is financed through Business rates, Central Government Grants and Council Tax. We also have other sources of income, which relate directly to the provision of a service. These are raised through fees and charges and include charges for the use of car parks, events at the Civic Hall and planning applications for example. We may also receive some specific government grants for providing some services.

A summary of the total core funding for NBBC for 2021/22 compared to 2020/21 is shown below. During 2020/21 the Government provided covid support in the way of NDR relief to businesses, refunded to NBBC through additional Government grant. This has created the effect of a large NDR deficit (£4.96m) brought through into 2021/22, which will be matched by the Government grant set aside in reserves from 2020/21. This will occur again to a lower level in 2022/23 as the scheme has been extended into this part of this financial year.

	2020/21 £'000	2021/22 £'000
Business Rates after Levy Payment and Prior to Surplus / Deficit Adjustment	(14,707,870)	(14,127,270)
NNDR Tariff payable to CLG	9,414,490	9,414,490
Collection Fund NDR (Surplus) / Deficit	(120,290)	4,960,420
Net Retained Business Rates	(5,413,670)	247,640
New Homes Bonus	(1,621,983)	(851,360)
Unconditional Government Grants		(1,467,805)
Collection Fund Council Tax Surplus	(150,820)	57,000
Total Funding before Council Tax	(7,186,473)	(2,014,525)

The council's budget is significantly influenced by the level of grant received from central Government. This has reduced significantly over recent years and as such the council's net budget has also had to decrease.

The fair funding review recalculating government grants from Central Government to local authorities and provision of the future 3 year financial settlement was expected to come into effect from April 2021. It is not anticipated that the funding will increase but may continue to fall in the future and as such we are becoming more reliant on business rates, council tax and creating additional revenue streams to support the services we provide. As such we the trading arm NABCEL providing lease income and gas installations is being used to support income generation to the general fund.

The fair funding review has been delayed and so a roll over of the existing settlement was used for 2021/22. Though simplifying 2021/22, future uncertainty remains, making medium term planning more difficult.

The difference between what we spend and the income we raise from fees and charges, business rates and central Government grant(s) is known as the **council tax requirement**, and this is what we will need to be raised through council tax to support service provision for the coming year.

Council Tax is a charge on all homes within the Borough. All properties are placed into one of eight bands (A-H) plus a band for disability discount, based on valuation in April 1991.

Prior to 2013/14 business rates were pooled nationally and each local authority received a fixed proportion back as part of their Revenue Support Grant. As part of Business Rates Retention (BRR) changes introduced in April 2013, authorities now keep a proportion of the business rates they collect in their area, but to ensure some equalisation of resources there is a system of tariffs and top-ups in place where an authority's income is compared to their spending need. There is also a safety net in place if an authority's income falls below a certain amount, and a levy of 50% will be payable on any growth above RPI.

The government takes a 'central share' of 50% of all business rates income before baselines are set and this will be used to fund Revenue Support Grant allocations and other government grants. The remaining 50% will be the 'local share' with 40% being retained by the district and 10% being apportioned to the county council in two tier areas, like Warwickshire.

Each authority has been set a Business Rates Baseline and a Spending Needs Baseline in the finance settlement. If the business rates baseline is greater than the needs baseline, the difference will be paid to the government as a tariff, which is the position for NBBC. The Business Rates Baseline will be increased by RPI each year until the next reset due in 2020/21, and the tariff payment will also be up-rated each year by RPI. The actual business rates collected each year will be compared to the baseline to identify if any growth has been achieved or if a safety net payment is due.

Nuneaton and Bedworth are part of the Coventry and Warwickshire business rates pool. This has meant that any tariff payable is made through the pool to central Government, along with the other Warwickshire Districts, the County Council and Coventry City Council. The operation of the Coventry and Warwickshire pool has meant that the tariff payments made by the council are reduced and more business rates income can be kept locally.

Local Council Tax Support - Council tax benefit was abolished in April 2013 and replaced by a Local Council tax support scheme. The scheme now operates as a discount rather than a benefit, and therefore reduces the amount of council tax that we collect. This used to be adjusted within revenue support grant payable but this grant has now been phased out.

The tax base (the amount of properties that pay council tax) for 2021/22 has been set at 38,408.1, after the impact of Local Council Tax Support (LCTS). This represents a small reduction of approximately 0.2% in the number of properties in the Borough from the 2020/21 estimate, due to less houses being built during the pandemic than budgeted and the impact of exemptions and the caseload for council tax support.

The council tax referendum principles limit District Councils to an increase of 3%, or £5, whichever is the highest. At the council meeting on 15th February 2021, it was agreed that the Nuneaton and Bedworth Borough Council element of the council tax should be increased by £5 which equates to 2.09% for 2021/22.

4 Council Tax Setting 2021/22

The overall Council Tax position in Nuneaton and Bedworth is summarised below: -

Council Tax 2021/22	Levies	Band D Equivalent	Percentage of Total
	£	£ . p	%
Nuneaton & Bedworth Borough Council	9,358,518	243.66	12.00%
Warwickshire County Council including Adult Social Care	58,899,205	1,533.51	75.54%
Warwickshire Police & Crime Commissioner	9,715,704	252.96	12.46%
Total Requirements	77,973,427	2,030.13	100.00%

The amounts of Council Tax applying to each property band are:

Band	No of Properties	Council Tax by Band £
AR	47	1,127.85
A	20,310	1,353.42
B	13,142	1,578.99
C	13,342	1,804.56
D	7,221	2,030.13
E	2,858	2,481.27
F	762	2,932.41
G	182	3,383.55
H	7	4,060.26
Total Properties	57,871	

Approximately 80.9% of the chargeable properties in the Borough fall within Bands AR, A, B or C so most properties in NBBC will pay less than the Band D charge.

In 2021/22 council tax increased by:-

6.3%. Police and Crime Commissioner,

3% Warwickshire County Council, and

2.1% NBBC (£5 which equates to less than 10p a week per band D property).

The total average council tax bill increase in NBBC will therefore be 3.29%.

5 Nuneaton and Bedworth General Fund 2021/22

Sources of available funding and the council tax base are shown below:

Funding Summary	2021/22 £
Central Government Funding	
New Homes Bonus (time limited funding)*	(851,360)
Covid Support Grant (one year only grant)	(£762,405)
Sales Fees & Charges Covid Grant (3 month only grant)	(£150,000)
Lower Tier Support Grant	(£361,000)
Local Council Tax Support	(£194,400)
Total Government Support	(2,319,165)
Local Funding	
Net retained business rates	(4,712,780)
Less Collection Fund Net Retained Business Rates Deficit	4,960,420
Council Tax Precept	(9,358,518)
Less Collection Fund Council Tax Deficit	57,000
	(9,053,878)
Council Tax base (no. Band D equivalent properties)	38,408.10

* New Homes Bonus is time limited funding given to Nuneaton and Bedworth Borough Council from central Government, based on the number of new homes built or empty properties brought back into use in the year. The allocation is based on 80% of the national band D equivalent council tax and is, payable for a 6 year period, with additional payments made for affordable homes.

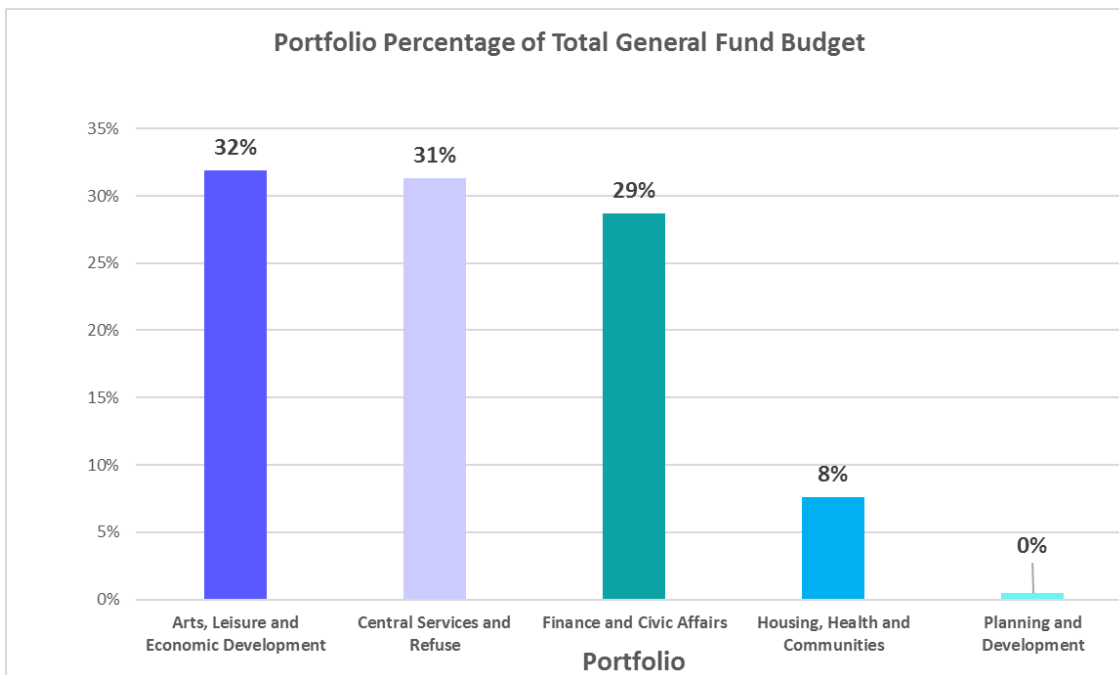
A summary of the General Fund Budget is given over leaf and more detailed information is included on pages 14 to 47. Each service area has the unit cost per head of the population, per head of the population, and per property to give an indication of these costs.

General Fund Budget Summary

	Actual	Original	Original
	2019/20	Budget	Budget
	£	2020/21	2021/22
	£	£	£
Arts, Leisure and Economic Development	5,262,802	5,084,540	5,423,630
Central Services and Refuse	4,644,350	4,987,190	5,316,620
Finance and Civic Affairs	4,639,451	4,257,830	4,876,270
Housing, Health and Communities	1,555,530	1,439,200	1,296,900
Planning and Development	(220,935)	(458,690)	78,850
Portfolio Total	15,881,198	15,310,070	16,992,270
Central Provisions	266,760	334,500	334,500
Depreciation & Impairment	(3,265,958)	(3,117,950)	(3,096,530)
Transfers To/(From) Reserves	1,654,692	(2,216,783)	(5,522,515)
Financing of Capital Expenditure	1,023,754	5,128,520	1,795,000
PWLB Premiums & Discounts	21,120	21,120	21,120
Interest & Investment Income	(362,105)	(199,030)	(100,000)
Minimum Revenue Provision	417,752	481,630	477,800
External Interest Paid (GF Only)	444,500	563,290	468,000
Total Council Net Expenditure	16,081,712	16,305,367	11,369,645
Net Retained Business Rates	(5,409,736)	(5,413,670)	247,640
Revenue Support Grant			
Government Grants including New Homes Bonus	(1,521,003)	(1,621,983)	(2,319,165)
Collection Fund deficit (Surplus)	(75,044)	(150,820)	57,000
	9,075,929	9,118,894	9,355,120
To/(From) General Fund Working Balances	(275,406)	49,564	3,398
COUNCIL TAX REQUIREMENT	8,800,524	9,168,458	9,358,518

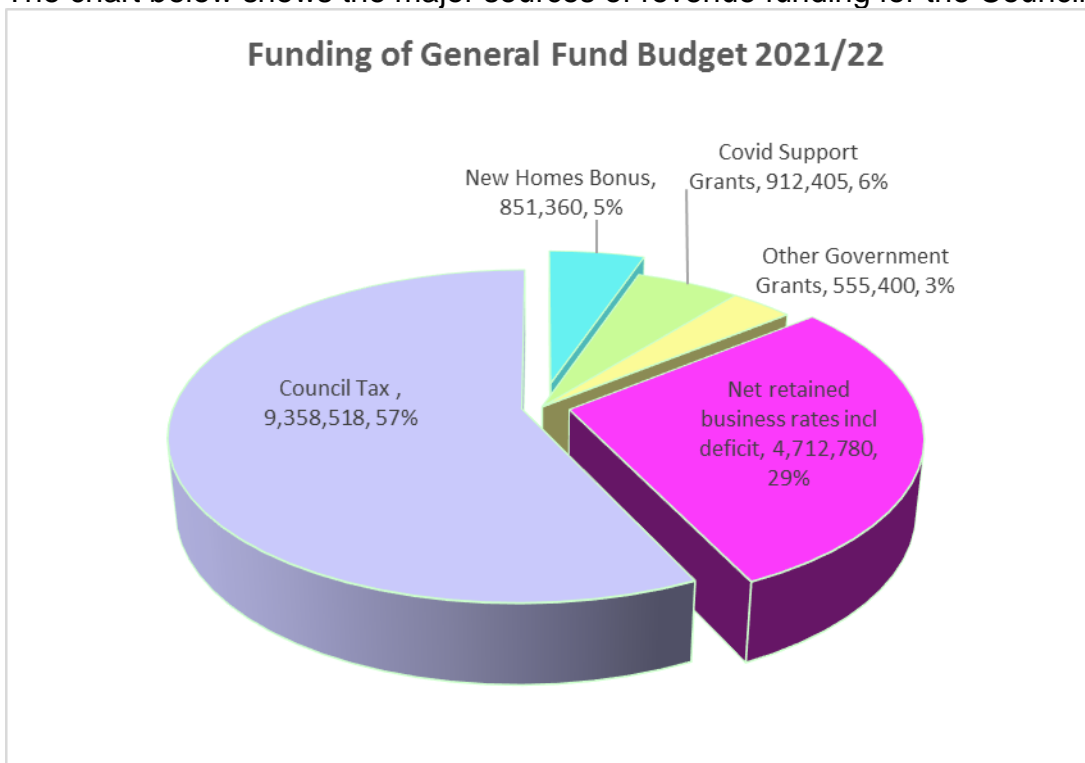
Where the money is spent

The chart below shows how the money is spent across portfolios for 2021/22:



Where the money comes from

The chart below shows the major sources of revenue funding for the Council:



Note :The collection fund NDR and council tax deficits have not been included in table above.

Fees & Charges

The main changes to general fund fees and charges for 2021/22 include :-

Cemetery charges increasing 2.1% to offset the cost of the service and bring us into line with other councils.

Mobile home charges increased by 10% to bring closer to market levels and reflect the improvements being made to both sites.

Homeless Hostel rents increased by 1.5% in line with the general dwellings rent increase.

All fees and charges are subject to review and may be subject to change.

Full details on fees and charges can be found separately on the NBBC website under Fees and Charges 2021/22.

6 Housing Revenue Account (HRA)

The HRA is a self-financing account to manage its council houses and sheltered accommodation. This means it is not subsidised by the general fund or visa versa. The HRA is required to fund its own expenditure on the housing stock from its rental and other income streams.

Rental income remains the major source of financing for revenue costs including the management and maintenance of the stock, whilst significant revenue contributions are also used to finance the high levels of improvement and capital investment needs of the service.

The HRA is allowed to have surpluses and deficits in single years to allow for funding of capital projects etc., however the council is required to monitor and update its 30 year business plan for the HRA detailing its future strategy regarding a number of areas including investment needs in its stock, and rent setting to ensure it remains sustainable.

A summary of the Housing Revenue Account budget is shown on page 56 and shows an estimated additional spend of £2,700,110 for 2021/22.

HRA Fees & Charges

In 2021/22, HRA dwelling rents were increased by 1.5% in line with Government in line with Government policy (CPI +1%). As such the average weekly rent is estimated to be £79.92 based on a 52 weeks per annum rent.

Homeless Hostel and garage rents along with all other HRA fees and charges to increase by the same 1.5% in line with the general dwellings rent increase. Homeless Hostel rents increased by £0.54 to £36.49 per night and other HRA fees increased by 1.5% (CPI + 1%). Details on fees and charges can be found on the NBBC website under Fees and Charges 2021/22.

7 General Fund Capital Programme

7.1 The capital programme for 2021/22 is £38.568m for approved schemes. The General Fund Capital Programme is shown on page 55.

7.2 The capital programme can be funded from capital receipts, borrowing, revenue contributions or grants. The 2021/22 programme has been funded as follows:

Type of Funding	£'000
Capital Receipts	650
Earmarked Reserves	1,795
Grants and External Contributions	15,370
Prudential Borrowing	20,753
Total	38,568

8 HRA Capital Programme

8.1 The 2021/22 programme for HRA Capital is £25.057m. The detail is shown in Appendix F on page 56. The funding for this is shown in the table below:

Source	£'000
Major Repairs Reserve	9,543
Earmarked Reserves/HRA Revenue	3,700
Capital Receipts	1,645
Capital Grants Funding (Homes England)	2,169
Borrowing	8,000
Total Resources	25,057

SIMONE HINES

Director – Finance and Procurement

February 2021

ARTS, LEISURE & ECONOMIC DEVELOPMENT PORTFOLIO SUMMARY**Arts, Leisure and Economic Development PORTFOLIO SUMMARY**

	Actual 2019/20 £	Original Budget 2020/21 £	Original Budget 2021/22 £
ENVIRONMENTAL PROJECTS	80,055	89,380	94,950
CEMETERIES	27,965	(58,140)	(54,090)
ALLOTMENTS	3,472	(2,590)	(2,620)
PARKS	1,914,204	1,963,720	2,023,210
COMMUNITY RECREATION	1,496,822	1,392,110	1,565,930
SPORTS DEVELOPMENT	318,270	287,740	249,320
CIVIC HALL	762,042	728,670	856,540
MUSEUM	435,682	453,060	459,710
ARTS DEVELOPMENT	12,607	12,640	12,950
COMMUNITY CENTRES	211,682	217,950	217,730
NET EXPENDITURE	5,262,802	5,084,540	5,423,630

Arts, Leisure and Economic Development PORTFOLIO SUMMARY

	Actual 2019/20 £	Original Budget 2020/21 £	Original Budget 2021/22 £
Employees & Support Services	1,389,059	1,191,310	1,259,770
Running Expenses	4,037,221	4,156,890	4,058,340
Capital Charges	1,316,080	1,311,280	1,336,400
GROSS EXPENDITURE	6,742,360	6,659,480	6,654,510
Income	(1,519,678)	(1,575,940)	(1,231,880)
Other	(24,729)		
NET EXPENDITURE	5,197,953	5,083,540	5,422,630
Estimated Service Cost per - Head of the Population	£40.11	£39.22	£41.84
-Property in the Borough	£89.82	£87.84	£93.70

	Actual 2019/20 £	Original Budget 2020/21 £	Original Budget 2021/22 £
<u>SERVICE: ALLOTMENTS</u>			
Kevin Hollis (CE05)			
Employees & Support Services	4,516	2,380	2,300
Running Expenses	1,108	1,390	1,440
Income	(2,151)	(6,360)	(6,360)
ALLOTMENTS NET EXPENDITURE	3,472	(2,590)	(2,620)

COST CENTRE DETAIL (Code & Description)

CE05 - Allotments-General	3,472	(2,590)	(2,620)
ALLOTMENTS NET EXPENDITURE	3,472	(2,590)	(2,620)

Estimated Service Cost per - Head of the Population	£0.03	-£0.02	-£0.02
- Property in the Borough	£0.06	-£0.04	-£0.05

Service Description:

Various allotments sites are available throughout the Borough for hire from the council.

	Actual 2019/20 £	Original Budget 2020/21 £	Original Budget 2021/22 £
<u>SERVICE: PARKS</u>			
Kevin Hollis (CG00-CG64)			
Employees & Support Services	272,946	125,040	322,200
Running Expenses	1,600,787	1,849,000	1,736,460
Capital Charges	221,522	220,310	232,140
Income	(231,101)	(230,630)	(267,590)
PARKS NET EXPENDITURE	1,864,154	1,963,720	2,023,210

COST CENTRE DETAIL (Code & Description)

CG00 - Parks - General	324,502	322,500	531,620
CG05 - Grounds Maintenance	105,011	119,800	1,053,960
CG10 - Playground Maintenance	106,704	136,410	148,110
CG13 - Grounds Maintenance-Contract 3	425,603	507,230	
CG14 - Grounds Maintenance Contracts 1&2	541,746	584,910	
CG16 - Destination Parks	47,685	57,000	57,000
CG17 - Community Parks	47,981	85,930	85,930
CG18 - Local Parks	37,491	47,700	47,700
CG19 - Grounds Maintenance Contract	182,402		
CG52 - Pavilions	95,079	102,240	98,890
PARKS NET EXPENDITURE	1,914,204	1,963,720	2,023,210

Estimated Service Cost per - Head of the Population	£14.77	£15.15	£15.61
- Property in the Borough	£33.08	£33.93	£34.96

Service Description:

This service covers all expenditure for grounds maintenance to parks and open spaces, monitoring of contracts, playground maintenance, sporting facilities contained within parks and the provision of play areas throughout the borough.

	Actual 2019/20 £	Original Budget 2020/21 £	Original Budget 2021/22 £
<u>SERVICE: SPORTS DEVELOPMENT</u>			
Kevin Hollis (CH16-CH18, CH35, CN15 & CG06)			
Employees & Support Services	161,989	185,310	141,770
Running Expenses	130,595	99,000	104,120
Capital Charges	3,430	3,430	3,430
Income	14,490		
SPORTS DEVELOPMENT NET EXPENDITURE	310,503	287,740	249,320
 COST CENTRE DETAIL (Code & Description)			
CH16 - Sports & Community Development	260,158	237,230	208,520
CH17 - Sports & Community Development Grant Aided	15,910	7,600	
CH18 - Sports & Community Development Climbing Wall	15,882	17,590	17,480
CH35 - Assist.To Voluntary Bodies	26,320	25,320	23,320
SPORTS DEVELOPMENT NET EXPENDITURE	318,270	287,740	249,320
Estimated Service Cost per - Head of the Population	£2.46	£2.22	£1.92
-Property in the Borough	£5.50	£4.97	£4.31

Service Description:

The Sports Development Team encourage children and adults to live a healthier lifestyle through Sports classes and healthier living.

	Actual 2019/20 £	Original Budget 2020/21 £	Original Budget 2021/22 £
<u>SERVICE: CIVIC HALL</u>			
Kevin Hollis (CNO5-CN21)			
Employees & Support Services	470,923	383,660	346,950
Running Expenses	868,570	861,970	620,480
Capital Charges	287,779	287,780	288,170
Income	(840,528)	(804,740)	(399,060)
Other	(24,702)		
CIVIC HALL NET EXPENDITURE	<u>762,042</u>	<u>728,670</u>	<u>856,540</u>

COST CENTRE DETAIL (Code & Description)

CN05 - Civic Hall - Operational	643,619	632,160	549,090
CN10 - Ent'Ments - Council Promotions	59,121	75,990	148,800
CN11 - Ent'Ments Private Proms	71,656	31,650	145,990
CN12 - Event Support - Technical	1,923	(180)	
CN20 - Civic Hall - Catering	9,604	1,030	13,890
CN21 - Civic Hall - Bar	(23,881)	(11,980)	(1,230)
CIVIC HALL NET EXPENDITURE	<u>762,042</u>	<u>728,670</u>	<u>856,540</u>

Estimated Service Cost per - Head of the Population	£5.88	£5.62	£6.61
- Property in the Borough	£13.17	£12.59	£14.80

Service Description:

The Civic Hall is a multi-purpose entertainment venue providing facilities for a wide range of performance and conferencing facilities. All the costs of providing this facility are shown within this service area including any income we receive from holding shows and events.

	Actual 2019/20 £	Original Budget 2020/21 £	Original Budget 2021/22 £
<u>SERVICE: MUSEUM</u>			
Kevin Hollis (CO05)			
Employees & Support Services	266,450	273,580	266,020
Running Expenses	200,318	188,310	207,410
Capital Charges	40,953	40,990	34,160
Income	(74,212)	(50,820)	(48,880)
Other	(27)		
MUSEUM NET EXPENDITURE	433,481	452,060	458,710

COST CENTRE DETAIL (Code & Description)

CO05 - Museum-Operational	435,682	453,060	459,710
MUSEUM NET EXPENDITURE	435,682	453,060	459,710

Estimated Service Cost per - Head of the Population	£3.36	£3.50	£3.55
-Property in the Borough	£7.53	£7.83	£7.94

Service Description:

The museum located in Riversley park holds a number of different exhibitions and events throughout the year. This service identifies the costs of providing this facility; entry to the museum is free.

	Actual 2019/20 £	Original Budget 2020/21 £	Original Budget 2021/22 £
<u>SERVICE: ARTS DEVELOPMENT</u>			
Kevin Hollis (CP00)			
Employees & Support Services	5,755	5,800	5,840
Running Expenses	6,852	6,840	7,110
ARTS DEVELOPMENT NET EXPENDITURE	12,607	12,640	12,950

COST CENTRE DETAIL (Code & Description)

CP00 - Arts Development	12,607	12,640	12,950
ARTS DEVELOPMENT NET EXPENDITURE	12,607	12,640	12,950

Estimated Service Cost per - Head of the Population	£0.10	£0.10	£0.10
-Property in the Borough	£0.22	£0.22	£0.22

Service Description:

This service covers the provision of the council's arts service and funding for arts development projects supporting our voluntary and community sectors.

	Actual 2019/20 £	Original Budget 2020/21 £	Original Budget 2021/22 £
<u>SERVICE: COMMUNITY CENTRES</u>			
Dawn Dawson (EH26-EH27)			
Employees & Support Services	84,783	86,030	87,720
Running Expenses	94,025	94,810	94,720
Capital Charges	61,639	61,650	61,830
Income	(28,765)	(24,540)	(26,540)
COMMUNITY CENTRES NET EXPENDITURE	211,682	217,950	217,730

COST CENTRE DETAIL (Code & Description)

CH30 - Newtown Centre	9,764	8,600	8,310
EH26 - Stockingford Community Centre	82,578	83,380	85,170
EH27 - Keresley Community Centre	119,339	125,970	124,250
COMMUNITY CENTRES NET EXPENDITURE	211,682	217,950	217,730

Estimated Service Cost per - Head of the Population	£1.63	£1.68	£1.68
-Property in the Borough	£3.66	£3.77	£3.76

Service Description:

All costs associated with the running of the three community centres - Stockingford, Keresley and Newtown Centre are associated within the service area.

	Actual 2019/20 £	Original Budget 2020/21 £	Original Budget 2021/22 £
<u>SERVICE: ECONOMIC DEVELOPMENT</u>			
Dawn Dawson (ER00,ER02)			
Employees & Support Services	44,884	144,180	162,040
Running Expenses	197,694	246,140	176,860
Capital Charges	119,691	119,690	119,690
Income	(330,541)	(28,180)	(28,180)
Other	(21,650)	(22,620)	(42,620)
ECONOMIC DEVELOPMENT NET EXPENDITURE	10,079	459,210	387,790

COST CENTRE DETAIL (Code & Description)

ER00 - Economic Development	232,784	323,020	324,470
ER04 - Camp Hill Regeneration Project	47,133	136,190	63,320
ECONOMIC DEVELOPMENT NET EXPENDITURE	279,918	459,210	387,790

Estimated Service Cost per - Head of the Population	£2.16	£3.54	£2.99
-Property in the Borough	£4.84	£7.94	£6.70

Service Description:

This service shows the costs relating to understanding, promoting and supporting the economic well-being of the area.

Central Services and Refuse PORTFOLIO SUMMARY

	Actual 2019/20 £	Original Budget 2020/21 £	Original Budget 2021/22 £
REFUSE & CLEANSING	3,101,912	3,375,090	3,599,490
RECYCLING	1,268,835	1,364,760	1,423,480
PUBLIC CONVENIENCES	179,398	173,010	184,780
EMERGENCY PLANNING	40,687	56,530	95,560
LICENCES	53,518	17800	13310
NET EXPENDITURE	<u>4,644,350</u>	<u>4,987,190</u>	<u>5,316,620</u>

Central Services and Refuse PORTFOLIO SUMMARY

	Actual 2019/20 £	Original Budget 2020/21 £	Original Budget 2021/22 £
Employees & Support Services	2,545,747	2,911,280	2,960,870
Running Expenses	4,212,452	3,990,280	4,515,860
Capital Charges	540,493	542,620	571,880
GROSS EXPENDITURE	<u>7,298,692</u>	<u>7,444,180</u>	<u>8,048,610</u>
Income	(2,538,363)	(2,456,990)	(2,731,990)
Other	(115,978)		
NET EXPENDITURE	<u>4,644,350</u>	<u>4,987,190</u>	<u>5,316,620</u>
Estimated Service Cost per - Head of the Population	£35.84	£38.48	£41.02
-Property in the Borough	£80.25	£86.18	£91.87

	Actual 2019/20 £	Original Budget 2020/21 £	Original Budget 2021/22 £
<u>SERVICE: REFUSE & CLEANSING</u>			
Brent Davis (AL05-AL25)			
Employees & Support Services	1,946,142	2,237,570	2,261,520
Running Expenses	1,288,540	1,188,270	1,402,890
Capital Charges	375,417	409,030	438,860
Income	(508,187)	(459,780)	(503,780)
REFUSE & CLEANSING NET EXPENDITURE	3,101,912	3,375,090	3,599,490

COST CENTRE DETAIL (Code & Description)

AL05 - Domestic Refuse	1,740,164	1,891,780	2,070,550
AL10 - Street Cleansing	1,337,702	1,368,420	1,431,140
AL20 - Waste Management - Enforcement	53,384	123,580	119,000
AL25 - Trade Refuse	(29,338)	(8,690)	(21,200)
REFUSE & CLEANSING NET EXPENDITURE	3,101,912	3,375,090	3,599,490

Estimated Service Cost per - Head of the Population	£23.93	£26.04	£27.77
-Property in the Borough	£53.60	£58.32	£62.20

Service Description:

This service shows the costs of collecting refuse from households and trade customers for disposal. The street cleansing service provides for the scheduled cleansing of all areas within the Borough, including the council's responsibilities under the Environmental Protection Act.

	Actual 2019/20 £	Original Budget 2020/21 £	Original Budget 2021/22 £
<u>SERVICE: RECYCLING</u>			
Brent Davis (AM00-AM20)			
Employees & Support Services	346,264	421,900	436,740
Running Expenses	2,633,714	2,496,110	2,780,560
Capital Charges	153,312	121,830	121,260
Income	(1,748,476)	(1,675,080)	(1,915,080)
Other	(115,978)		
RECYCLING NET EXPENDITURE	1,268,835	1,364,760	1,423,480

COST CENTRE DETAIL (Code & Description)

AM00 - Recycling	208,004	152,660	186,290
AM05 - Recycling - Bring Sites	(7,388)	(8,190)	(8,190)
AM10 - Recycling - Green Waste	(291,976)	(237,340)	(320,800)
AM15 - Recycling - Kerbside	1,355,160	1,455,940	1,564,250
AM20 - Recycling - Co-Mingled Sites	5,034	1,690	1,930
RECYCLING NET EXPENDITURE	1,268,835	1,364,760	1,423,480

Estimated Service Cost per - Head of the Population	£9.79	£10.53	£10.98
-Property in the Borough	£21.93	£23.58	£24.60

Service Description:

This service shows the costs of the collection of all recycled materials throughout the Borough and from the various recycling centres.

	Actual 2019/20 £	Original Budget 2020/21 £	Original Budget 2021/22 £
<u>SERVICE: PUBLIC CONVENIENCES</u>			
Brent Davis (CB00)			
Employees & Support Services	73,743	79,600	80,330
Running Expenses	93,891	81,650	92,690
Capital Charges	11,764	11,760	11,760
PUBLIC CONVENIENCES NET EXPENDITURE	179,398	173,010	184,780

COST CENTRE DETAIL (Code & Description)

CB00 - Pub.Cons.-General	179,398	173,010	184,780
PUBLIC CONVENIENCES NET EXPENDITURE	179,398	173,010	184,780

Estimated Service Cost per - Head of the Population	£1.38	£1.33	£1.43
-Property in the Borough	£3.10	£2.99	£3.19

Service Description:

This service shows the costs of cleaning and maintaining public conveniences throughout the Borough.

	Actual 2019/20	Original Budget 2020/21	Original Budget 2021/22
	£	£	£
SERVICE: LICENCES			
Phil Richardson (EL00)			
Employees & Support Services	177,337	172,210	168,100
Running Expenses	157,881	167,720	158,340
Income	(281,700)	(322,130)	(313,130)
LICENCES NET EXPENDITURE	53,518	17,800	13,310

COST CENTRE DETAIL (Code & Description)

EL00 - Licences	53,518	17,800	13,310
LICENCES NET EXPENDITURE	53,518	17,800	13,310

Estimated Service Cost per - Head of the Population	£0.41	£0.14	£0.10
-Property in the Borough	£0.92	£0.31	£0.23

Service Description:

This service shows the cost of administering and enforcing numerous licensing regimes including taxis, gambling, alcohol sales and entertainment licensing amongst others.

Finance and Civic Affairs PORTFOLIO SUMMARY

	Actual 2019/20 £	Original Budget 2020/21 £	Original Budget 2021/22 £
MARKETS & STREET TRADING	152,309	99,370	228,220
TOWN CENTRE MANAGEMENT INC. MARKETS	260,654	287,490	265,650
WEST MIDLANDS COMBINED AUTHORITY	25,000	25,000	25,000
RENT ALLOWANCES	149,028	(204,320)	(128,400)
RENT REBATES	1,054,918	564,180	1,211,180
ELECTORAL REGISTRATION	153,587	160,820	157,260
ELECTION EXPENSES	92,055	220,710	205,450
MARKETING, PROMOTIONS AND PUBLICITY	308,647	314,230	280,580
EQUAL OPPORTUNITIES	41,642	51,760	53,580
DEMOCRATIC REPRESENTATION AND MANAGEMENT	589,225	614,800	638,860
LAND CHARGES	(18,211)	(18,910)	(360)
ECONOMIC DEVELOPMENT	279,918	459,210	387,790
REVENUES	639,358	830,090	704,060
COUNCIL TAX BENEFITS	305,552	309,900	286,640
CORPORATE MANAGEMENT	554,619	486,680	506,480
MAYORALTY	51,150	56,820	54,280
NET EXPENDITURE	4,639,451	4,257,830	4,876,270

Finance and Civic Affairs PORTFOLIO SUMMARY

	Actual 2019/20 £	Original Budget 2020/21 £	Original Budget 2021/22 £
Employees & Support Services	2,144,507	2,432,102	2,394,990
Running Expenses	31,643,838	37,641,688	33,410,660
Capital Charges	226,141	220,060	220,710
GROSS EXPENDITURE	34,014,486	40,293,850	36,026,360
Income	(29,412,426)	(36,013,400)	(31,107,470)
	(232,448)	(22,620)	
Other			(42,620)
NET EXPENDITURE	4,369,612	4,257,830	4,876,270
Estimated Service Cost per - Head of the Population	£33.72	£32.85	£37.63
-Property in the Borough	£75.51	£73.58	£84.26

SERVICE: MARKETS & STREET TRADING**Brent Davis (AG00)**

Employees & Support Services	208,785	207,520	200,130
Running Expenses	208,214	216,760	207,960
Capital Charges	53,482	52,750	53,630
Income	(318,172)	(377,660)	(233,500)
MARKETS & STREET TRADING NET EXPENDITURE	152,309	99,370	228,220

COST CENTRE DETAIL (Code & Description)

AG00 - Nuneaton Market	152,309	99,370	219,950
AG10 - Bedworth Market			8,270
MARKETS & STREET TRADING NET EXPENDITURE	152,309	99,370	228,220

Estimated Service Cost per - Head of the Population	£1.18	£0.77	£1.76
-Property in the Borough	£2.63	£1.72	£3.94

The Council operates vibrant markets in both Nuneaton and Bedworth. This service area covers the costs associated with the management and maintenance of the borough's two markets. The service includes rental income and the costs of providing the market facilities and erecting and taking down of stalls where applicable plus the provision of street entertainment during markets.

Actual 2019/20 £	Original Budget 2020/21 £	Original Budget 2021/22 £
---------------------------------	--	--

SERVICE: TOWN CENTRE MANAGEMENT

Employees & Support Services	56,414	82,030	54,150
Running Expenses	198,258	183,570	189,610
Capital Charges	35,888	35,890	35,890
Income	(29,907)	(14,000)	(14,000)

TOWN CENTRE MANAGEMENT NET EXPENDITURE	260,654	287,490	265,650
---	----------------	----------------	----------------

COST CENTRE DETAIL (Code & Description)

BK00 - Pedestrian Area Maintenance	42,183	78,480	74,630
ER01 - Town Centre Management	118,050	128,130	107,400
ER03 - Christmas Decorations	100,420	80,880	83,620
TOWN CENTRE MANAGEMENT NET EXPENDITURE	260,654	287,490	265,650

Estimated Service Cost per - Head of the Population	£2.01	£2.22	£2.05
-Property in the Borough	£4.50	£4.97	£4.59

Service Description:

This service area covers the costs associated with town centre management and maintenance activities within the Borough, including some promotional work and developing local relationships with businesses.

	Actual 2019/20 £	Original Budget 2020/2 £	Original Budget 2021/21 £
<u>SERVICE: WEST MIDLANDS COMBINED AUTHORITY</u>			
Simone Donaghy (ER02)			
Running Expenses	25,000	25,000	25,000
WEST MIDLANDS COMBINED AUTHORITY NET EXPENDITURE	25,000	25,000	25,000

COST CENTRE DETAIL (Code & Description)			
ER02 - West Midlands Combined Authority	25,000	25,000	25,000
WEST MIDLANDS COMBINED AUTHORITY NET EXPENDITURE	25,000	25,000	25,000

Estimated Service Cost per - Head of the Population	£0.19	£0.19	£0.19
	£0.43	£0.43	£0.43

WEST MIDLANDS COMBINED AUTHORITY – Contribution to WMCA whose purpose is co-ordinating the promotion and investment of the region in areas including health, planning housing and business developments and transport links.

	Actual 2019/20 £	Original Budget 2020/21 £	Original Budget 2021/22 £
<u>SERVICE: RENT ALLOWANCES</u>			
(DC00)			
Employees & Support Services	259,201	280,030	281,080
Running Expenses	16,327,987	21,297,100	16,864,960
Income	(16,338,159)	(21,781,450)	(17,274,440)
Other	(100,000)		
RENT ALLOWANCES NET EXPENDITURE	149,028	(204,320)	(128,400)

COST CENTRE DETAIL (Code & Description)			
DC00 - Rent Allowances	149,028	(204,320)	(128,400)
RENT ALLOWANCES NET EXPENDITURE	149,028	(204,320)	(128,400)

Estimated Service Cost per - Head of the Population	£1.15	-£1.58	-£0.99
- Property in the Borough	£2.58	-£3.53	-£2.22

Service Description:

This budget head shows the cost of administering and paying housing benefits to residents living in privately rented accommodation in the Borough.

	Actual 2019/20 £	Original Budget 2020/21 £	Original Budget 2021/22 £
<u>SERVICE: RENT REBATES</u>			
(DL00)			
Employees & Support Services	252,298	272,640	276,860
Running Expenses	12,016,028	13,179,590	13,521,290
Income	(11,110,082)	(12,888,050)	(12,586,970)
Other	(103,325)		
RENT REBATES NET EXPENDITURE	1,054,918	564,180	1,211,180
COST CENTRE DETAIL (Code & Description)			
DL00 - Rent Rebates-General	1,054,918	564,180	1,211,180
RENT REBATES NET EXPENDITURE	1,054,918	564,180	1,211,180
Estimated Service Cost per - Head of the Population	£8.14	£4.35	£9.35
-Property in the Borough	£18.23	£9.75	£20.93

Service Description:

This budget head shows the cost of administering and paying housing benefits to residents living in council owned accommodation in the Borough.

	Actual 2019/20 £	Original Budget 2020/21 £	Original Budget 2021/22 £
<u>SERVICE: ELECTORAL REGISTRATION</u>			
Simone Hines (EA00)			
Employees & Support Services	80,453	120,250	118,520
Running Expenses	124,148	58,820	59,740
Capital Charges	2,747	2,750	
Income	(53,762)	(21,000)	(21,000)
ELECTORAL REGISTRATION NET EXPENDITURE	153,587	160,820	157,260
COST CENTRE DETAIL (Code & Description)			
EA00 - Electoral Registration	153,587	160,820	157,260
ELECTORAL REGISTRATION NET EXPENDITURE	153,587	160,820	157,260
Estimated Service Cost per - Head of the Population	£1.19	£1.24	£1.21
-Property in the Borough	£2.65	£2.78	£2.72

Service Description:

This service shows the cost of maintaining and administering the electoral register for the Borough.

	Actual 2019/20 £	Original Budget 2020/21 £	Original Budget 2021/22 £
<u>SERVICE: ELECTION EXPENSES</u>			
Simone Hines (EB00)			
Employees & Support Services	216,095	193,120	199,410
Running Expenses	218,711	106,980	130,750
Income	(342,751)	(79,390)	(124,710)
ELECTION EXPENSES NET EXPENDITURE	92,055	220,710	205,450

COST CENTRE DETAIL (Code & Description)

EB00 - Election Expenses	92,055	220,710	205,450
ELECTION EXPENSES NET EXPENDITURE	92,055	220,710	205,450

Estimated Service Cost per - Head of the Population	£0.71	£1.70	£1.59
-Property in the Borough	£1.59	£3.81	£3.55

Service Description:

This service shows the cost of administering any elections held in the Borough in order to fulfil its statutory function. Some costs are recoverable in respect of elections held on behalf of other organisations, e.g. Warwickshire County Council, European, Parliamentary and any relevant amounts will be included as an income to the Authority.

	Actual 2019/20 £	Original Budget 2020/21 £	Original Budget 2021/22 £
<u>SERVICE: MARKETING, PROMOTIONS AND PUBLICITY</u>			
Brent Davis (EC00,EH20)			
Employees & Support Services	135,350	146,290	153,620
Running Expenses	192,184	170,140	129,160
Income	(11,414)	(2,200)	(2,200)
Other	(7,473)		
MARKETING, PROMOTIONS AND PUBLICITY NET EXPENDITURE	308,647	314,230	280,580

COST CENTRE DETAIL (Code & Description)

EC00 - Corporate Communications	143,115	139,660	132,540
EH20 - Promotions And Publicity	163,498	170,730	144,580
EH21 - Corporate & Civic Events	2,035	3,840	3,460
MARKETING, PROMOTIONS AND PUBLICITY NET EXPENDITURE	308,647	314,230	280,580

Estimated Service Cost per - Head of the Population	£2.38	£2.42	£2.16
-Property in the Borough	£5.33	£5.43	£4.85

Service Description:

This service shows the costs associated with the promotion of the Borough and the provision of general information to the public. The Council has its own corporate communications team that provides a graphic design and communication service for the Council. The Authority holds a number of annual civic and promotional events and includes the fireworks displays, remembrance parades, and Christmas events amongst others.

	Actual 2019/20 £	Original Budget 2020/21 £	Original Budget 2021/22 £
<u>SERVICE: EQUAL OPPORTUNITIES</u>			
Tom Shardlow (ED05)			
Employees & Support Services		150	150
Running Expenses	42,032	52,110	53,930
Income	(390)	(500)	(500)
EQUAL OPPORTUNITIES NET EXPENDITURE	41,642	51,760	53,580
COST CENTRE DETAIL (Code & Description)			
ED05 - Equal Opportunities-Access	41,642	51,760	53,580
EQUAL OPPORTUNITIES NET EXPENDITURE	41,642	51,760	53,580
Estimated Service Cost per - Head of the Population	£0.32	£0.40	£0.41
-Property in the Borough	£0.72	£0.89	£0.93

Service Description:

This service shows the cost of dealing with equality and diversity issues by the Authority.

	Actual 2019/20 £	Original Budget 2020/21 £	Original Budget 2021/22 £
<u>SERVICE: EMERGENCY PLANNING</u>			
Tom Shardlow (EH32)			
Employees & Support Services	2,261		14,180
Running Expenses	38,426	56,530	81,380
EMERGENCY PLANNING NET EXPENDITURE	40,687	56,530	95,560
COST CENTRE DETAIL (Code & Description)			
EH32 - Emergency Planning	40,687	56,530	45,560
EH42 - Covid 19			50,000
EMERGENCY PLANNING NET EXPENDITURE	40,687	56,530	95,560
Estimated Service Cost per - Head of the Population	£0.31	£0.44	£0.74
-Property in the Borough	£0.70	£0.98	£1.65

Service Description:

This service shows the costs of the Council's work in this area which is governed by legislation - the Civil Contingencies Act 2004 (CCA).

	Actual 2019/20 £	Original Budget 2020/21 £	Original Budget 2021/22 £
<u>SERVICE: DEMOCRATIC REPRESENTATION AND MANAGEMENT</u>			
Simone Hines (EH22-EH23)			
Employees & Support Services	18,939	26,742	31,110
Running Expenses	566,540	586,208	603,380
Capital Charges	3,746	1,850	4,370
DEMOCRATIC REPRESENTATION AND MANAGEMENT NET EXPENDITURE	589,225	614,800	638,860

COST CENTRE DETAIL (Code & Description)

EH22 - Members' Expenses	319,233	328,950	352,900
EH23 - Members' Fees	269,991	285,850	285,960
DEMOCRATIC REPRESENTATION AND MANAGEMENT NET EXPENDITURE	589,225	614,800	638,860

Estimated Service Cost per - Head of the Population	£4.55	£4.74	£4.93
-Property in the Borough	£10.18	£10.62	£11.04

Service Description:

This service shows the cost associated with members' activities including corporate and service policy making and general governance.

	Actual 2019/20 £	Original Budget 2020/21 £	Original Budget 2021/22 £
<u>SERVICE: REVENUES</u>			
(ES00-ES40)			
Employees & Support Services	552,539	624,050	579,090
Running Expenses	488,385	566,370	484,180
Income	(401,565)	(360,330)	(359,210)
REVENUES NET EXPENDITURE	639,358	830,090	704,060
COST CENTRE DETAIL (Code & Description)			
ES10 - Financial Inclusion Support Projects	(18,695)		
ES30 - Council Tax	585,526	744,010	631,640
ES40 - N.N.D.R.	72,528	86,080	72,420
REVENUES NET EXPENDITURE	639,358	830,090	704,060
Estimated Service Cost per - Head of the Population	£4.93	£6.41	£5.43
-Property in the Borough	£11.05	£14.34	£12.17

Service Description:

This council is the 'billing authority' and as a result is responsible for the collection and billing of all council tax and business rates in the Borough. Part of the Council tax is passed on to Warwickshire County Council and Warwickshire Police and Crime Commissioner, whilst business rates income is also collected on behalf of central Government and Warwickshire County Council.

	Actual 2019/20 £	Original Budget 2020/21 £	Original Budget 2021/22 £
SERVICE: COUNCIL TAX BENEFITS			
(ET05)			
Employees & Support Services	254,219	274,020	273,540
Running Expenses	204,004	206,310	185,650
Capital Charges	1,940		
Income	(154,611)	(170,430)	(172,550)
COUNCIL TAX BENEFITS NET EXPENDITURE	<u>305,552</u>	<u>309,900</u>	<u>286,640</u>
COST CENTRE DETAIL (Code & Description)			
ET05 - C-Tax Benefits	305,552	309,900	286,640
COUNCIL TAX BENEFITS NET EXPENDITURE	<u>305,552</u>	<u>309,900</u>	<u>286,640</u>
Estimated Service Cost per - Head of the Population	£2.36	£2.39	£2.21
-Property in the Borough	£5.28	£5.36	£4.95

Service Description:

The new Local Council tax support scheme was introduced in 2013/14 following changes made nationally and as a result, council tax bills are discounted at source. The costs in this cost centre are therefore those associated with administering the scheme and assessing eligibility.

	Actual 2019/20 £	Original Budget 2020/21 £	Original Budget 2021/22 £
<u>SERVICE: CORPORATE MANAGEMENT</u>			
Simone Hines (EH29-EH35,EV21)			
Employees & Support Services	47,416	46,980	47,450
Running Expenses	688,271	591,960	611,290
Capital Charges	8,647	7,130	7,130
Income	(189,714)	(159,390)	(159,390)
CORPORATE MANAGEMENT NET EXPENDITURE	554,619	486,680	506,480
 COST CENTRE DETAIL (Code & Description)			
EH29 - Performance & Improvement Planning	39,333	44,800	41,080
EH35 - Corporate Management	514,202	461,880	485,400
EH40 – Eu Exit Preparation	1,425		
EV21 - De Minimus Capital Receipts	(342)	(20,000)	(20,000)
CORPORATE MANAGEMENT NET EXPENDITURE	554,619	486,680	506,480
 Estimated Service Cost per - Head of the Population	 £4.28	 £3.76	 £3.91
-Property in the Borough	£9.58	£8.41	£8.75

Service Description:

This service shows the costs the council incurs in relation to the work they undertake because they are elected, multi-purpose organisations, and these costs are over and above the costs that would be incurred in managing all the various services if they were provided by a single purpose organisation. The Best Value Accounting Code of Practise (BVACOP) states that Authorities should incorporate all support costs and overheads into a particular service to arrive at a total cost for that service. The exceptions are the costs contained above which relate primarily to the general operation of the organisation.

	Actual 2019/20 £	Original Budget 2020/21 £	Original Budget 2021/22 £
<u>SERVICE: NON DISTRIBUTED COSTS</u>			
Simone Hines (EH90)			
Running Expenses	25,938	0	0
Capital Charges	5,009		
NON DISTRIBUTED COSTS NET EXPENDITURE	30,947	0	0

COST CENTRE DETAIL (Code & Description)

EH90 - Non Distributed Costs	30,947	0	0
NON DISTRIBUTED COSTS NET EXPENDITURE	30,947	0	0

Estimated Service Cost per - Head of the Population	£0.24	£0.00	£0.00
-Property in the Borough	£0.53	£0.00	£0.00

Non-distributed costs – Assets that are not in use to provide a service. This is the transfer period from to the new depot and the change of use for the council into accommodation.

	Actual 2019/20 £	Original Budget 2020/21 £	Original Budget 2021/22 £
<u>SERVICE: MAYORALTY</u>			
Phil Richardson (EH05,EH10)			
Employees & Support Services	6,289	2,380	2,460
Running Expenses	50,542	54,440	51,820
Income	(5,681)		
MAYORALTY NET EXPENDITURE	51,150	56,820	54,280

COST CENTRE DETAIL (Code & Description)

EH05 - Mayoralty	30,262	30,050	28,300
EH10 - Civic Cars	20,889	26,770	25,980
MAYORALTY NET EXPENDITURE	51,150	56,820	54,280

Estimated Service Cost per - Head of the Population	£0.39	£0.44	£0.42
-Property in the Borough	£0.88	£0.98	£0.94

Service Description:

This service shows the costs of the mayoral function and the running of the civic car for functions attended by the mayor and deputy.

Housing, Health and Communities PORTFOLIO SUMMARY

	Actual 2019/20 £	Original Budget 2020/21 £	Original Budget 2021/22 £
HOUSING ADVICE CENTRE	495,169	477,220	324,870
PRIVATE SECTOR GRANTS	295,252	226,850	230,470
HOUSING STRATEGY	66,327	54,350	53,120
PRIVATE SECTOR HOUSING STANDARDS	227,800	222,600	225,820
MOBILE HOME SITES	(39,322)	(62,270)	(70,560)
COMMUNITY DEVELOPMENT	26,737	10,110	10,490
VOLUNTARY BODIES	145,383	144,730	151,690
COMMUNITY SAFETY	338,185	365,610	371,000
NET EXPENDITURE	1,555,530	1,439,200	1,296,900

Housing, Health and Communities PORTFOLIO SUMMARY

	Actual 2019/20 £	Original Budget 2020/21 £	Original Budget 2021/22 £
Employees & Support Services	943,740	1,005,530	1,085,820
Running Expenses	2,425,449	2,293,440	2,648,200
Capital Charges	98,637	96,120	174,650
GROSS EXPENDITURE	3,467,827	3,395,090	3,908,670
Income	(2,131,429)	(1,958,630)	(2,650,720)
Other	(106,678)	(74,510)	(308,740)
NET EXPENDITURE	1,229,720	1,361,950	949,210
Estimated Service Cost per - Head of the Population	£9.49	£10.51	£7.32
-Property in the Borough	£21.25	£23.53	£16.40

	Actual 2019/20 £	Original Budget 2020/21 £	Original Budget 2021/22 £
<u>SERVICE: HEALTH PROMOTION & INEQUALITIES</u>			
Phil Richardson (AR06)			
Employees & Support Services	4,232	7,720	17,680
Running Expenses	1,545	17,510	7,320
Other		(5,000)	(5,000)
HEALTH PROMOTION & INEQUALITIES NET EXPENDITURE	5,777	20,230	20,000

COST CENTRE DETAIL (Code & Description)

AR06 - Communities For Health	5,777	20,230	20,000
HEALTH PROMOTION & INEQUALITIES NET EXPENDITURE	5,777	20,230	20,000

Estimated Service Cost per - Head of the Population	£0.04	£0.16	£0.15
-Property in the Borough	£0.10	£0.35	£0.35

Service Description:

This service represents this council commitment to the public health agenda. The town is a dedicated heart town, and actively promotes healthy living initiatives within the Borough, including working with other external agencies.

	Actual 2019/20 £	Original Budget 2020/21 £	Original Budget 2021/22 £
<u>SERVICE: HOUSING ADVICE CENTRE</u>			
Simone Hines (DB00-DB20)			
Employees & Support Services	384,786	473,410	546,810
Running Expenses	1,606,340	1,429,870	1,853,130
Capital Charges			73,330
Income	(1,577,155)	(1,428,800)	(2,187,350)
Other	(78,373)	(74,510)	(308,740)
HOUSING ADVICE CENTRE NET EXPENDITURE	335,597	399,970	(22,820)

COST CENTRE DETAIL (Code & Description)

DB00 - Housing Options Service	453,387	431,890	387,620
DB01 - Homelessness	39,645	101,940	124,840
DB02 - Loan To Prevent Repossession Fund	2,137		
DB50 - Council House		(56,610)	(187,590)
HOUSING ADVICE CENTRE NET EXPENDITURE	495,169	477,220	324,870

Estimated Service Cost per - Head of the Population	£3.82	£3.68	£2.51
-Property in the Borough	£8.56	£8.25	£5.61

Service Description:

This service shows the costs associated with delivering a housing needs service and the council's statutory responsibility to deal with homelessness throughout the Borough.

	Actual 2019/20 £	Original Budget 2020/21 £	Original Budget 2021/22 £
<u>SERVICE: PRIVATE SECTOR GRANTS</u>			
Phil Richardson (DJ00-DJ10)			
Employees & Support Services	172,795	173,860	170,920
Running Expenses	107,383	223,330	229,130
Capital Charges	7,414	6,920	7,680
Income	(144,850)	(177,260)	(177,260)
PRIVATE SECTOR GRANTS NET EXPENDITURE	142,742	226,850	230,470

COST CENTRE DETAIL (Code & Description)			
DB30 - Heart NBBC Retained Budget	209,205	196,770	178,710
DJ10 - Other Services	86,046	30,080	51,760
PRIVATE SECTOR GRANTS NET EXPENDITURE	295,252	226,850	230,470

Estimated Service Cost per - Head of the Population	£2.28	£1.75	£1.78
-Property in the Borough	£5.10	£3.92	£3.98

Service Description:

The service supports choice based lettings, using "NBBC homes" to maintain and allocate the council's statutory housing register alongside partner housing association properties for rent and shared ownership. The costs associated with the providing the council's statutory housing advice service are shown under this service.

The service administers grants made to the general public in respect of disabled facilities grants and other discretionary housing assistance (HEART). The council operates a Home Improvement Agency and Home Safety Check scheme to assist residents living in their own properties.

	Actual 2019/20 £	Original Budget 2020/21 £	Original Budget 2021/22 £
<u>SERVICE: HOUSING STRATEGY</u>			
Simone Hines (DM00)			
Employees & Support Services	56,957	46,960	47,150
Running Expenses	9,370	7,390	5,970
HOUSING STRATEGY NET EXPENDITURE	66,327	54,350	53,120

COST CENTRE DETAIL (Code & Description)			
DM00 - Housing Strategy	66,327	54,350	53,120
HOUSING STRATEGY NET EXPENDITURE	66,327	54,350	53,120

Estimated Service Cost per - Head of the Population	£0.51	£0.42	£0.41
-Property in the Borough	£1.15	£0.94	£0.92

Service Description:

This service shows the costs associated with the council's statutory responsibility to have a housing strategy in place for the Borough.

	Actual 2019/20 £	Original Budget 2020/21 £	Original Budget 2021/22 £
SERVICE: PRIVATE SECTOR HOUSING STANDARDS			
Dawn Dawson (DN00)			
Employees & Support Services	216,169	219,200	219,940
Running Expenses	130,506	60,610	53,090
Income	(131,875)	(57,210)	(47,210)
Other			
PRIVATE SECTOR HOUSING STANDARDS NET EXPENDITURE	214,800	222,600	225,820
COST CENTRE DETAIL (Code & Description)			
DN00 - Private Sector Housing Standards	227,800	222,600	225,820
PRIVATE SECTOR HOUSING STANDARDS NET EXPENDITURE	227,800	222,600	225,820
Estimated Service Cost per - Head of the Population	£1.76	£1.72	£1.74
-Property in the Borough	£3.94	£3.85	£3.90

Service Description:

The service regulates housing standards and public health within the private rented and owner occupied sectors through financial assistance, advice and enforcement. The service also respond to unauthorised encampments situated in the Borough.

	Actual 2019/20 £	Original Budget 2020/21 £	Original Budget 2021/22 £
SERVICE: MOBILE HOME SITES			
Dawn Dawson (DD00-DD10)			
Running Expenses	10,496	16,950	13,720
Capital Charges	60,353	58,330	62,770
Income	(110,171)	(137,550)	(147,050)
MOBILE HOME SITES NET EXPENDITURE	(39,322)	(62,270)	(70,560)
COST CENTRE DETAIL (Code & Description)			
DD00 - Caldwell Mobile Home Site	2,311	(12,470)	(15,060)
DD05 - Ash Green Mobile Home Site	(41,633)	(49,800)	(55,500)
MOBILE HOME SITES NET EXPENDITURE	(39,322)	(62,270)	(70,560)
Estimated Service Cost per - Head of the Population	-£0.30	-£0.48	-£0.54
-Property in the Borough	-£0.68	-£1.08	-£1.22

Service Description:

This service shows the costs associated with the provision of three mobile home sites throughout the Borough. The site at Stoney Road is a dedicated site for travellers, whilst the sites at Caldwell and Ash Green have a number of plots for private residents. The costs include the running and maintenance of the sites and any income received in rent and commission from sales.

	Actual 2019/20 £	Original Budget 2020/21 £	Original Budget 2021/22 £
<u>SERVICE: COMMUNITY DEVELOPMENT</u>			
Dawn Dawson (EH30)			
Employees & Support Services	18,533	6,110	6,290
Running Expenses	8,204	4,000	4,200
COMMUNITY DEVELOPMENT NET EXPENDITURE	26,737	10,110	10,490

COST CENTRE DETAIL (Code & Description)			
EH30 - Community Development	26,737	10,110	10,490
COMMUNITY DEVELOPMENT NET EXPENDITURE	26,737	10,110	10,490
Estimated Service Cost per - Head of the Population	£0.21	£0.08	£0.08
-Property in the Borough	£0.46	£0.17	£0.18

Service Description:

This service shows the costs associated with the provision of three mobile home sites throughout the Borough. The site at Stoney Road is a dedicated site for travellers, whilst the sites at Caldwell and Ash Green have a number of plots for private residents. The costs include the running and maintenance of the sites and any income received in rent and commission from sales.

	Actual 2019/20 £	Original Budget 2020/21 £	Original Budget 2021/22 £
<u>SERVICE: VOLUNTARY BODIES</u>			
Dawn Dawson (EN01)			
Employees & Support Services	2,807	(4,430)	2,660
Running Expenses	151,610	151,160	158,070
Income	(9,764)	(2,000)	(9,040)
VOLUNTARY BODIES NET EXPENDITURE	144,653	144,730	151,690

COST CENTRE DETAIL (Code & Description)			
EH33 - Community Charity Lottery	(0)	30	
EN01 - Third Sector Contributions	145,383	144,700	151,690
VOLUNTARY BODIES NET EXPENDITURE	145,383	144,730	151,690
Estimated Service Cost per - Head of the Population	£1.12	£1.12	£1.17
-Property in the Borough	£2.51	£2.50	£2.62

Service Description:

This service shows the costs of undertaking community work in the Borough, to build stronger communities.

	Actual 2019/20 £	Original Budget 2020/21 £	Original Budget 2021/22 £
<u>SERVICE: COMMUNITY SAFETY</u>			
Dawn Dawson (EP00)			
Employees & Support Services	91,694	90,420	92,050
Running Expenses	401,540	400,130	330,890
Capital Charges	30,870	30,870	30,870
Income	(157,614)	(155,810)	(82,810)
Other	(28,304)		
COMMUNITY SAFETY NET EXPENDITURE	338,185	365,610	371,000
COST CENTRE DETAIL (Code & Description)			
EP00 - Community Safety	338,185	365,610	371,000
COMMUNITY SAFETY NET EXPENDITURE	338,185	365,610	371,000
Estimated Service Cost per - Head of the Population	£2.61	£2.82	£2.86
-Property in the Borough	£5.84	£6.32	£6.41

Service Description:

This budget supports the various community safety activities undertaken by the council. The Nuneaton and Bedworth Safer Communities Partnership (NABSCOP) works closely with partner agencies to reduce crime and the fear of crime in the Borough

Planning and Development PORTFOLIO SUMMARY

	Actual 2019/20 £	Original Budget 2020/21 £	Original Budget 2021/21 £
ENVIRONMENTAL PROTECTION	408,612	400,140	395,020
FOOD & OCCUPATIONAL SAFETY	303,290	341,420	336,030
HEALTH PROMOTION & INEQUALITIES	5,777	20,230	20,000
CAR PARKS	(129,473)	(295,910)	168,770
PUBLIC PASSENGER TRANSPORT	32,932	67,950	40,220
LAND DRAINAGE WRKS	6,086	7,870	6,860
STREET NAMEPLATES	17,563	20,660	21,190
FOOTPATH LIGHTING	10,957	12,000	12,130
BUILDING CONTROL	8,664	24,480	30,070
DEVELOPMENT CONTROL	19,002	(80,000)	62,110
PLANNING POLICY & APPLICATIONS	262,733	401,780	384,600
COMMERCIAL PROPERTY	(1,049,578)	(1,230,000)	(1,320,920)
INDUSTRIAL ESTATES	(120,872)	(152,750)	(140,680)
ENVIRONMENTAL SUSTAINABILITY	3,374	3,440	63,450
NET EXPENDITURE	<u>(220,935)</u>	<u>(458,690)</u>	<u>78,850</u>

Planning and Development PORTFOLIO SUMMARY

	Actual 2019/20 £	Original Budget 2020/21 £	Original Budget 2021/22 £
Employees & Support Services	1,651,106	1,861,870	1,830,620
Running Expenses	2,508,858	2,229,020	2,325,680
Capital Charges	630,445	500,720	231,910
GROSS EXPENDITURE	<u>4,790,410</u>	<u>4,591,610</u>	<u>4,388,210</u>
Income	(5,011,345)	(5,035,480)	(4,294,540)
Other		(14,820)	(14,820)
NET EXPENDITURE	<u>(220,935)</u>	<u>(458,690)</u>	<u>78,850</u>
Estimated Service Cost per - Head of the Population	-£1.70	-£3.54	£0.61
-Property in the Borough	-£3.82	-£7.93	£1.36

	Actual 2019/20 £	Original Budget 2020/21 £	Original Budget 2021/22 £
<u>SERVICE: ENVIRONMENTAL PROTECTION</u>			
Phil Richardson (AQ05-AQ20)			
Employees & Support Services	225,682	252,700	247,970
Running Expenses	204,686	172,210	169,520
Capital Charges	3,318	3,320	3,320
Income	(25,074)	(28,090)	(25,790)
ENVIRONMENTAL PROTECTION NET EXPENDITURE	408,612	400,140	395,020

COST CENTRE DETAIL (Code & Description)

AQ05 - Environmental Protection	321,652	313,890	310,640
AQ10 - Dog Warden	69,531	64,090	65,490
AQ15 - Pest Control	17,429	22,160	18,890
ENVIRONMENTAL PROTECTION NET EXPENDITURE	408,612	400,140	395,020

Estimated Service Cost per - Head of the Population	£3.15	£3.09	£3.05
-Property in the Borough	£7.06	£6.91	£6.83

Service Description:

This service shows the costs of all environmental health related works including noise pollution, air quality and contaminated land. The council operates a dog warden service which deals with lost and stray dogs, in addition to dog nuisance issues. The council also operates a chargeable pest control service for homes and businesses, in addition to regularly treating parks, riverbanks and sewers to reduce and control rodent activity.

	Actual 2019/20 £	Original Budget 2020/21 £	Original Budget 2021/22 £
<u>SERVICE: FOOD & OCCUPATIONAL SAFETY</u>			
Phil Richardson (AR00-AR05)			
Employees & Support Services	197,145	257,290	251,880
Running Expenses	111,111	87,610	89,630
Income	(4,966)	(3,480)	(5,480)
FOOD & OCCUPATIONAL SAFETY NET EXPENDITURE	303,290	341,420	336,030

COST CENTRE DETAIL (Code & Description)

AR00 – Health & Safety			20,380
AR05 - Business Regulation & Support	303,290	341,420	315,650
FOOD & OCCUPATIONAL SAFETY NET EXPENDITURE	303,290	341,420	336,030

Estimated Service Cost per - Head of the Population	£2.34	£2.63	£2.59
--	-------	-------	-------

Service Description:

This service covers all costs associated with works undertaken to reduce the incidence of food poisoning and general workplace safety required by legislation to include inspections, testing and investigation work.

	Actual 2019/20 £	Original Budget 2020/21 £	Original Budget 2021/22 £
<u>SERVICE: CAR PARKS</u>			
Brent Davis (BA00-BA90)			
Employees & Support Services	323,160	318,150	313,600
Running Expenses	953,816	974,290	954,690
Capital Charges	627,128	497,400	228,590
Income	(2,033,578)	(2,085,750)	(1,328,110)
CAR PARKS NET EXPENDITURE	(129,473)	(295,910)	168,770

COST CENTRE DETAIL (Code & Description)

BA00 - Car Parks	1,177,933	1,048,640	745,700
BA30 - Car Parks-Running Expenses	602,113	616,020	624,170
BA40 - Car Parks-Support Services	119,257	120,380	122,210
BA90 - Car Parks-Income	(2,028,776)	(2,080,950)	(1,323,310)
CAR PARKS NET EXPENDITURE	(129,473)	(295,910)	168,770

Estimated Service Cost per - Head of the Population	-£1.00	-£2.28	£1.30
-Property in the Borough	-£2.24	-£5.11	£2.92

Service Description:

This service shows the costs associated with providing car parks throughout the Borough. The budget head includes the costs of maintaining and running the car parks and the income received from them.

	Actual 2019/20 £	Original Budget 2020/21 £	Original Budget 2021/22 £
<u>SERVICE: PUBLIC PASSENGER TRANSPORT</u>			
Brent Davis (BC00-BC05)			
Employees & Support Services	9,066	12,130	2,930
Running Expenses	127,143	145,720	142,190
Income	(103,277)	(89,900)	(104,900)
PUBLIC PASSENGER TRANSPORT NET EXPENDITURE	32,932	67,950	40,220

COST CENTRE DETAIL (Code & Description)

BC00 - Bus Station	32,932	67,950	40,220
PUBLIC PASSENGER TRANSPORT NET EXPENDITURE	32,932	67,950	40,220

Estimated Service Cost per - Head of the Population	£0.25	£0.52	£0.31
-Property in the Borough	£0.57	£1.17	£0.70

Service Description:

This service shows the costs associated with providing and maintaining the bus shelters in the Borough. The budget head also includes the costs associated with the operation of the bus stations and the bus operators using the stations.

	Actual 2019/20 £	Original Budget 2020/21 £	Original Budget 2021/22 £
<u>SERVICE: LAND DRAINAGE WRKS</u>			
Dawn Dawson (BF10)			
Employees & Support Services	910	1,520	1,530
Running Expenses	5,176	6,350	5,330
Income			
LAND DRAINAGE WRKS NET EXPENDITURE	6,086	7,870	6,860

COST CENTRE DETAIL (Code & Description)

BF10 - Land Drain Works	6,086	7,870	6,860
LAND DRAINAGE WRKS NET EXPENDITURE	6,086	7,870	6,860

Estimated Service Cost per - Head of the Population	£0.05	£0.06	£0.05
-Property in the Borough	£0.11	£0.14	£0.12

Service Description:

This service shows the costs associated with services provided by the council for undertaking land drainage works, like clearing gullies and removing excessive vegetation growth around drains to lower the risk of flooding.

	Actual 2019/20 £	Original Budget 2020/21 £	Original Budget 2021/22 £
<u>SERVICE: STREET NAMEPLATES</u>			
Dawn Dawson (BI00)			
Employees & Support Services	7,654	7,930	8,220
Running Expenses	10,367	12,730	12,970
Income	(458)		
STREET NAMEPLATES NET EXPENDITURE	17,563	20,660	21,190

COST CENTRE DETAIL (Code & Description)

BI00 - Street Nameplates	17,563	20,660	21,190
STREET NAMEPLATES NET EXPENDITURE	17,563	20,660	21,190

Estimated Service Cost per - Head of the Population	£0.14	£0.16	£0.16
-Property in the Borough	£0.30	£0.36	£0.37

Service Description:

This service shows the costs associated with maintaining and supplying street nameplates throughout the Borough.

	Actual 2019/20 £	Original Budget 2020/21 £	Original Budget 2021/22 £
<u>SERVICE: FOOTPATH LIGHTING</u>			
Dawn Dawson (BJ00)			
Employees & Support Services	4,737	5,480	5,640
Running Expenses	6,220	6,520	6,490
Income			
FOOTPATH LIGHTING NET EXPENDITURE	10,957	12,000	12,130
COST CENTRE DETAIL (Code & Description)			
BJ00 - Footway Lighting	10,957	12,000	12,130
FOOTPATH LIGHTING NET EXPENDITURE	10,957	12,000	12,130
Estimated Service Cost per - Head of the Population	£0.08	£0.09	£0.09
-Property in the Borough	£0.19	£0.21	£0.21

Service Description:

This service shows the costs associated with providing footway lighting on council owned land (not highways, which is the responsibility of the County Council)

	Actual 2019/20 £	Original Budget 2020/21 £	Original Budget 2021/22 £
<u>SERVICE: BUILDING CONTROL</u>			
Phil Richardson (BL20-BL24)			
Employees & Support Services	111		14,240
Running Expenses	289,165	69,790	61,140
Income	(280,613)	(45,310)	(45,310)
BUILDING CONTROL NET EXPENDITURE	8,664	24,480	30,070
COST CENTRE DETAIL (Code & Description)			
BL20 - Building Control - Fee Earning	39,061	34,590	40,180
BL24 - Other Building Control	(30,398)	(10,110)	(10,110)
BUILDING CONTROL NET EXPENDITURE	8,664	24,480	30,070
Estimated Service Cost per - Head of the Population	£0.07	£0.19	£0.23
-Property in the Borough	£0.15	£0.42	£0.52

Service Description:

The costs of providing the building control service are contained within this budget head – it deals with the implementation of building regulations which ensure that proper standards of construction are adhered to by the building industry, together with Health and Safety issues.

	Actual 2019/20 £	Original Budget 2020/21 £	Original Budget 2021/22 £
<u>SERVICE: DEVELOPMENT CONTROL</u>			
Phil Richardson (BL30-BL32)			
Employees & Support Services	502,161	565,020	546,790
Running Expenses	298,973	343,820	354,160
Income	(782,132)	(988,840)	(838,840)
DEVELOPMENT CONTROL NET EXPENDITURE	19,002	(80,000)	62,110

COST CENTRE DETAIL (Code & Description)			
BL30 - Development Control - Fee Earning	(87,557)	(197,430)	61,500
BL32 - Development Control Enforcement	106,559	117,430	610
DEVELOPMENT CONTROL NET EXPENDITURE	19,002	(80,000)	62,110

Estimated Service Cost per - Head of the Population	£0.15	-£0.62	£0.48
-Property in the Borough	£0.33	-£1.38	£1.07

Service Description:

This service shows the costs associated with the processing of planning applications, the registration and processing of planning appeals including written representations, informal hearings and public enquiries, and complaints to the Authority regarding unauthorised developments and use of land

	Actual 2019/20 £	Original Budget 2020/21 £	Original Budget 2021/22 £
<u>SERVICE: PLANNING POLICY & APPLICATIONS</u>			
Phil Richardson (BL10-BL17,BL30,32 & 80)			
Employees & Support Services	232,680	283,000	278,170
Running Expenses	55,931	148,760	138,410
Income	(25,879)	(20,160)	(22,160)
Other		(9,820)	(9,820)
PLANNING POLICY & APPLICATIONS NET EXPENDITURE	262,733	401,780	384,600

COST CENTRE DETAIL (Code & Description)			
BL10 - Borough Plans	276,720	406,550	396,500
BL14 - Conservation And Listed Buildings		2,200	
BL17 - Street Naming & Numbering	(13,987)	(6,970)	(11,900)
PLANNING POLICY & APPLICATIONS NET EXPENDITURE	262,733	401,780	384,600

Estimated Service Cost per - Head of the Population	£2.03	£3.10	£2.97
-Property in the Borough	£4.54	£6.94	£6.65

Service Description:

The Council is undertaking work associated with the Borough Plan and all costs are shown within this budget head. The service will provide planning policy advice for members and a wide range of customers and also provides support and guidance for communities.

	Actual 2019/20 £	Original Budget 2020/21 £	Original Budget 2021/22 £
<u>SERVICE: COMMERCIAL PROPERTY</u>			
Dawn Dawson (EE00-EE30)			
Employees & Support Services	128,727	136,460	127,390
Running Expenses	364,293	182,980	251,130
Income	(1,542,598)	(1,549,440)	(1,699,440)
COMMERCIAL PROPERTY NET EXPENDITURE	(1,049,578)	(1,230,000)	(1,320,920)

COST CENTRE DETAIL (Code & Description)

EE00 - Commercial Property General	200,460	237,360	283,740
EE05 - Bondgate Chambers	(40,355)	(43,420)	(43,420)
EE10 - Bus Station Shops	(89,450)	(89,450)	(89,450)
EE15 - Nuneaton Town Centre Properties	(279,414)	(278,000)	(428,000)
EE20 - Bedworth Town Centre	(341,209)	(370,860)	(370,680)
EE25 - Other Properties	(51,471)	(64,460)	(64,460)
EE30 - Craft Centre	(8,770)	(9,640)	(7,600)
EE35 - Abbey Street Development	1,306	(71,420)	(71,420)
EH50 - Nabcel Investment Properties	(440,675)	(540,110)	(529,630)
COMMERCIAL PROPERTY NET EXPENDITURE	(1,049,578)	(1,230,000)	(1,320,920)

Estimated Service Cost per - Head of the Population	-£8.10	-£9.49	-£10.19
-Property in the Borough	-£18.14	-£21.25	-£22.83

Service Description:

This budget reflects the costs associated with the Council's varied property portfolio. The income shown is largely rental income from the various sites.

	Actual 2019/20 £	Original Budget 2020/21 £	Original Budget 2021/22 £
<u>SERVICE: INDUSTRIAL ESTATES</u>			
Dawn Dawson (EF12-EF15)			
Employees & Support Services	13,118	12,880	12,970
Running Expenses	78,779	58,880	70,860
Income	(212,770)	(224,510)	(224,510)
INDUSTRIAL ESTATES NET EXPENDITURE	(120,872)	(152,750)	(140,680)

COST CENTRE DETAIL (Code & Description)

EF12 - Bermuda Innovation Centre	(35,000)	(35,000)	(35,000)
EF15 - Attleborough Fields	(85,872)	(117,750)	(105,680)
INDUSTRIAL ESTATES NET EXPENDITURE	(120,872)	(152,750)	(140,680)

Estimated Service Cost per - Head of the Population	-£0.93	-£1.18	-£1.09
-Property in the Borough	-£2.09	-£2.64	-£2.43

Service Description:

This budget head reflects the costs associated with the industrial properties operated by the council and the income it receives

	Actual 2019/20 £	Original Budget 2020/21 £	Original Budget 2021/22 £
<u>SERVICE: LAND CHARGES</u>			
Phil Richardson (EK00)			
Employees & Support Services	11,626	11,720	15,380
Running Expenses	95,840	100,190	115,080
Income	(125,677)	(130,820)	(130,820)
LAND CHARGES NET EXPENDITURE	(18,211)	(18,910)	(360)

COST CENTRE DETAIL (Code & Description)

EK00 - Land Charges	(18,211)	(18,910)	(360)
LAND CHARGES NET EXPENDITURE	(18,211)	(18,910)	(360)

Estimated Service Cost per - Head of the Population	-£0.14	-£0.15	
-Property in the Borough	-£0.31	-£0.33	-£0.01

Service Description:

This Service shows the cost of maintaining the Local Land Charge Register, and enabling this register to be accessed by members of the public and private search companies. The costs also include all the costs associated with carrying out actual land charge searches

	Actual 2019/20 £	Original Budget 2020/21 £	Original Budget 2021/22 £
<u>SERVICE: ENVIRONMENTAL SUSTAINABILITY</u>			
Dawn Dawson (EH25)			
Employees & Support Services	1,722	1,590	1,610
Running Expenses	1,651	1,850	61,840
ENVIRONMENTAL SUSTAINABILITY NET EXPENDITURE	3,374	3,440	63,450

COST CENTRE DETAIL (Code & Description)

EH25 - Environmental Sustainability	3,374	3,440	63,450
ENVIRONMENTAL SUSTAINABILITY NET EXPENDITURE	3,374	3,440	63,450

Estimated Service Cost per - Head of the Population	£0.03	£0.03	£0.49
-Property in the Borough	£0.06	£0.06	£1.10

Service Description:

This service shows the costs of undertaking work under the Environmental sustainability action plan.

SUPPORT SERVICES SUMMARIES

CORPORATE DIRECTORS	Actual 2019/20	Original Budget 2020/21	Original Budget 2021/22
Budget Holder: Simone Donaghy	£	£	£
Salaries, Wages & Other Employee Costs	476,285	447,600	505,610
Employer's NI & Pension Contributions	140,962	133,470	153,170
Supplies & Services	6,344	3,470	3,180
Accommodation & Other Administrative Costs	49,024	56,230	53,790
Gross Expenditure	672,615	640,770	715,750
Net Costs - Fully recharged to other Service Units and Services	672,615	640,770	715,750
Estimated service cost per - Head of the population	£5.19	£4.94	£5.52
-Property in the Borough	£11.62	£11.07	£12.37
FINANCE & PROCUREMENT	Actual 2019/20	Original Budget 2020/21	Original Budget 2021/22
Budget Holder: Simone Donaghy	£	£	£
Salaries, Wages & Other Employee Costs	564,209	625,150	634,600
Employer's NI & Pension Contributions	159,289	179,270	182,850
Supplies & Services	175,137	128,030	148,050
Accommodation & Other Administrative Costs	151,752	159,690	165,690
Capital Charges	5,493	1,100	
Gross Expenditure	1,055,880	1,093,240	1,131,190
Income & Recoverable Charges	(41,460)	(44,050)	(50)
Net Costs - Fully recharged to other Service Units and Services	1,014,418	1,049,190	1,131,140
Estimated service cost per - Head of the population	£7.83	£8.10	£8.73
- Property in the borough	17.53	£18.13	£19.55

SUPPORT SERVICES SUMMARIES

HUMAN RESOURCES

	Actual 2019/20	Original Budget 2020/21	Original Budget 2021/22
Budget Holder:	£	£	£
Salaries, Wages & Other Employee Costs	208,083	219,510	218,480
Employer's NI & Pension Contributions	46,979	48,430	50,270
Supplies & Services	24,533	23,340	24,720
Accommodation & Other Administrative Costs	85,590	94,710	79,400
Gross Expenditure	365,185	385,990	372,870
Income & Recoverable Charges	(12,195)	(9,000)	(9,500)
Net Costs - Fully recharged to other Service Units and Services	352,991	376,990	363,370
Estimated service cost per - Head of the population	£2.72	£2.91	£2.80
- Property in the borough	£6.10	£6.51	£6.28

	Actual 2019/20	Original Budget 2020/21	Original Budget 2021/22
Budget Holder:	£	£	£
Salaries, Wages & Other Employee Costs	346,225	339,890	340,650
Employer's NI & Pension Contributions	93,221	94,520	96,610
Supplies & Services	408,674	428,750	417,990
Accommodation & Other Administrative Costs	62,919	71,400	66,700
Capital Charges	269,514	246,410	340,610
Gross Expenditure	1,180,553	1,180,970	1,262,560
Income & Recoverable Charges	(16,646)	(16,500)	(16,500)
Net Costs - Fully recharged to other Service Units and Services	1,163,908	1,164,470	1,246,060
Estimated service cost per - Head of the population	£8.98	£8.99	£9.61
- Property in the borough	£20.11	£20.12	£21.53

SUPPORT SERVICES SUMMARIES

CORPORATE CUSTOMER SERVICES	Actual 2019/20	Original Budget 2020/21	Original Budget 2021/22
Budget Holder:	£	£	£
Salaries, Wages & Other Employee Costs	461,417	505,060	480,540
Employer's NI & Pension Contributions	102,300	120,470	115,490
Supplies & Services	102,454	72,310	73,010
Accommodation & Other Administrative Costs	217,753	266,740	243,680
Capital Charges	1,000		
Gross Expenditure	884,924	964,580	912,720
Income & Recoverable Charges	(4,490)		
Net Costs - Fully recharged to other Service Units and Services	880,434	964,580	912,720
Estimated service cost per			
- Head of the population	£6.79	£7.44	£7.04
- Property in the borough	£15.21	£16.67	£15.77
BUSINESS IMPROVEMENT ADMIN & SUPPORT TEAM	Actual 2019/20	Original Budget 2020/21	Original Budget 2021/22
Budget Holder:	£	£	£
Salaries, Wages & Other Employee Costs	240,668	243,610	266,680
Employer's NI & Pension Contributions	60,710	64,710	71,210
Supplies & Services	13,839	16,960	16,970
Accommodation & Other Administrative Costs	90,633	91,750	89,500
Gross Expenditure	405,850	417,030	444,360
Income & Recoverable Charges	(6)		
Net Costs - Fully recharged to other Service Units	405,844	417,030	444,360
Estimated service cost per - head of the population	£3.13	£3.22	£3.43
- Property in the borough	£7.01	£7.21	£7.68

SUPPORT SERVICES SUMMARIES

CORP GOVERNANCE LEGAL	Actual	Original	Original
Budget Holder: Phil Richardson	2019/20	Budget	Budget
	£	£	£
Salaries, Wages & Other Employee Costs	195,291	212,710	249,670
Employer's NI & Pension Contributions	48,818	58,030	69,040
Supplies & Services	37,756	31,400	31,490
Accommodation & Other Administrative Costs	55,869	57,480	65,820
Gross Expenditure	337,734	359,620	416,020
Income & Recoverable Charges	(65,339)	(63,300)	(63,300)
Net Costs - Fully recharged to other Service Units and Services	272,395	296,320	352,720
Estimated service cost per - Head of the population	£2.10	£2.29	£2.72
- Property in the borough	£4.71	£5.12	£6.10

HEALTH & SAFETY	Actual	Original	Original
Budget Holder: Phil Richardson	2019/20	Budget	Budget
	£	£	£
Salaries, Wages & Other Employee Costs	166,275	169,590	61,370
Employer's NI & Pension Contributions	41,431	43,470	14,740
Supplies & Services	23,688	12,810	12,660
Accommodation & Other Administrative Costs	40,619	41,610	28,740
Gross Expenditure	272,013	267,480	117,510
Income & Recoverable Charges	(7,434)	(11,000)	
Net Costs - Fully recharged to other Service Units and Services	264,579	256,480	117,510
Estimated service cost per - Head of the population	£2.04	£1.98	£0.91
- Property in the borough	£4.57	£4.43	£2.03

SUPPORT SERVICES SUMMARIES

CORPORATE GOVERNANCE: AUDIT & INSURANCE	Actual 2019/20	Original Budget 2020/21	Original Budget 2021/22
Budget Holder:	£	£	£
Salaries, Wages & Other Employee Costs	208,922	226,950	223,830
Employer's NI & Pension Contributions	57,651	65,060	64,320
Supplies & Services	9,917	7,530	23,530
Accommodation & Other Administrative Costs	42,217	42,340	45,240
Gross Expenditure	318,707	341,880	356,920
Income & Recoverable Charges	(36,342)	(18,450)	(34,450)
Net Costs - Fully recharged to other Service Units and Services	282,365	323,430	322,470
Estimated service cost per - Head of the population	£2.18	£2.50	£2.49
- Property in the borough	£4.88	£5.59	£5.57

IT FLARE COSTS	Actual 2019/20	Original Budget 2020/21	Original Budget 2021/22
Budget Holder:	£	£	£
Supplies & Services	99,487	76,330	84,140
Accommodation & Other Administrative Costs	8,037	9,210	9,840
Gross Expenditure	107,524	85,540	93,980
Net Costs - Fully recharged to other Service Units and Services	107,524	85,540	93,980
Estimated service cost per - Head of the population	£0.83	£0.66	£0.73
- Property in the borough	£1.86	£1.48	£1.62

	Actual 2019/20 £	Original Budget 2020/21 £	Original Budget 2021/22 £
<u>SERVICE: ADMIN.BUILDINGS</u>			
Brent Davis & Dawn Dawson (FB00-FB50)			
Employees & Support Services	221,617	233,570	225,860
Running Expenses	588,440	650,031	634,000
Capital Charges	96,266	131,750	83,670
Income	(15,627)	(16,420)	(16,420)
ADMIN.BUILDINGS NET EXPENDITURE	890,696	998,931	927,110
COST CENTRE DETAIL (Code & Description)			
FB00 - Administrative Buildings Nuneaton	497,481	559,550	523,270
FB15 - Bedworth Office	23,829	64,720	27,650
FB25 - St Mary'S Rd. Depot	(64)		
FB50 - Depot - Gresham Road	369,450	374,660	376,190
ADMIN.BUILDINGS NET EXPENDITURE	890,696	998,931	927,110
Estimated Service Cost per - Head of the Population	£6.87	£7.71	£7.15
-Property in the Borough	£15.39	£17.26	£16.02

HOUSING REVENUE ACCOUNT (HRA) BUDGET

	Actual	Original	Original
	2019/20	Budget	Budget
	£'000	2020/21	2021/22
		£'000	£'000
Balance Brought Forward	(11,863,295)	(12,168,666)	(6,273,166)
<u>Expenditure</u>			
General Management	4,375,005	5,079,210	5,260,700
Special Expenses	2,911,439	3,179,630	3,548,510
Repairs & Maintenance	5,606,856	5,162,080	5,136,149
Depreciation	7,991,372	8,000,000	8,461,000
Capital expenditure funded by HRA	629,834	9,770,860	1,793,170
Interest payable (Debt Costs)	2,101,433	2,188,230	2,396,700
Total Expenditure	23,615,939	33,380,010	26,596,229
<u>Income:</u>			
General Rental Income	(22,723,963)	(23,024,790)	(23,036,890)
Non-dwelling rents	(570,582)	(629,760)	(589,260)
Other income – services & facilities	(2,014,002)	(1,947,720)	(1,975,730)
Interest receivable	(103,045)	(58,460)	(46,800)
Total Income	(25,411,592)	(25,660,730)	(25,648,680)
<u>Adjustments</u>			
Debt repayment	1,000,000		
Earmarked reserve	490,282	(1,823,780)	1,116,196
(SURPLUS)/DEFICIT	(305,371)	5,895,500	2,063,745
Balance Carried Forward	(12,168,666)	(6,273,166)	(4,209,421)

GENERAL FUND CAPITAL PROGRAMME

	Original Budget 2021/22
<u>Arts & Leisure</u>	£
PC06 Leisure Strategy	760,000
<u>Central Services</u>	
PE12 Computer Strategy	630,000
PE50 Major Repairs	315,000
<u>Health and Environment</u>	
PM01 Vehicle & Plant Replacement	250,000
PA08 Sub-Regional Materials Recycling Facility	4,496,000
<u>Finance and Civic Affairs</u>	
PE05 Purchase of Residential Properties	300,000
PE20 Transforming Bedworth	90,000
<u>Housing (General Fund)</u>	
PD12 Empty Homes Works in Default	40,000
PD20 HEART	7,512,210
PD43 LPSA2 - Empty Property Loans	100,000
<u>Planning and Development</u>	
<u>Future schemes</u>	
PE95 Miscellaneous schemes*	100,000
Total	14,593,210

HOUSING REVENUE ACCOUNT CAPITAL PROGRAMME

		Original Budget 2021/22 £
PL01	Decent Homes	2,500,000
PL03	Roof Coverings/Modifications	850,000
PL05	Windows & Doors	700,000
PL06	Sheltered Alarm Call System	100,000
PL07	Door Entry Scheme	150,000
PL08	CCTV Renewal - GP Flats	50,000
PL10	New Properties (Construction)	6,567,650
PL14	Large Scale Improvement Feasibility	310,000
PL15	District Heating Smart Meters	50,000
PL19	Byford Court - Rebuild	1,658,050
PL21	Fire Risk Assessments (General Purpose)	2,500,000
PL44	Acquisition of Properties	3,250,000
PL54	Level Access Showers	750,000
PL55	Aids & Adaptations	650,000
PL56	Central Heating	1,000,000
PL59	Slabs to Tarmac	200,000
PL60	Lift Renewal Works	100,000
PL63	District Heating Upgrade Works	435,000
PL65	PIR Electrical Works (Sheltered Housing &	400,000
PL66	Voids	650,000
PL70	Structural/Concrete Repairs	1,600,000
PL71	Environmental Works	70,000
PL72	Housing Management System	100,000
PL75	Contingency	100,000
PL98	Capital Salaries	316,430
		<u>25,057,130</u>

PAYROLL CODES FOR RECRUITMENT FORMS

Coding when Recruiting New Employees – Information for internal staff only

Information to help when recruiting a new member of staff. Where the Payroll recruitment form asks for the:-
Salary Code please enter as example.

Note (we have changed supplier to Coventry CC and so the format may change)

Example:

Cost Centre	Sub detail
HG00	H780

Please provide the Cost code & Sub detail

Agresso Cost Code and Sub detail

Executive Directors

HG00 H780

Service Directors

HG00 H780

Assets & Street Services

Corporate Property

Corporate Property

HK00 H804

Performance Improvement Officer

HK00 H800

Planning & Analysis Officer

HK00 H800

Parking

Parking Manager

HL25 H927

Car Park Admin Staff

BA00 B924

Car Park Attendants

BA00 B063

Car Parks

BA00 B523

Toilet Attendants

CB00 C517

CCTV

CCTV Controllers

GH02 G925

Admin Buildings

Porters

FB00 F020

Bedworth Office Cleaners

FB15 F022

Depot Cleaners

FB50 F022

Town Hall Cleaners

FB00 F022

Tea Ladies

FB00 F021

Civic Hall

Civic Hall Manager

HK20 H819

Civic Hall Office Based Team

HK20 H819

Civic Hall Casual Events Staff

CN05 C996

Civic Hall Kitchen Staff

CN20 C510

Civic Hall Bar Staff

CN21 C511

Civic Hall Cleaners

CN05 C523

Coding when Recruiting New Employees

Assets & Street Services (continued)

	Agresso Cost Code
Museum	
Museum & Arts Officer	HK20 H811
Museum Officers & Standby	CO05 C526
Museum Assistants	CO05 C527
Museum Cleaners	CO05 C523
Leisure	
Sports Development Team	CH16 C550
Harrier's Employees	HP00 H560
Changing Room Attendants - Stockingford	EH26 E536
Changing Room Attendants - Keresley	EH27 E536
Community Centres	
Keresley Community Administrator	EH27 E310
Stockingford Community Administrator	EH26 E310
Newtown Centre Cleaners	CH30 C523
Refuse & Recycling	
Refuse & Cleansing Manager	HK00 H833
Transport, Refuse & Cleansing Office Based	HK00 H833
Domestic Refuse Collectors & Drivers	AL05 A514
Bulky Refuse Collectors & Drivers	AL05 A514
Green Waste Collectors & Drivers	AM10 A513
Street Cleansing Operatives & Drivers	AL10 A515
Transport	
Transport Mechanics	QZ40 Q518
Depot	
Depot Yard Men	FB50 F519
Depot Cleaners	FB50 F022

Coding when Recruiting New Employees

	Agresso Cost Code
<u>Business Improvement</u>	
Administration & Support Team	HJ80 H725
Contact Centre	HJ50 H906
IT	HJ20 H720
Human Resources	
HR	HJ10 H710
<u>Finance & Procurement</u>	
Revenue & Benefits	
Revs & Bens Manager	HL10 H910
Revs & Bens - Benefits Team	HL10 H912
Revs & Bens - Revenues Team	HL10 H911
Revs & Bens - Systems Team	HL10 H913
Finance	
Treasury Team	HJ00 H706
Financial Planning	HJ00 H706
Procurement & Creditors Team	HJ00 H708

Coding when Recruiting New Employees

<u>Governance & Recreation</u>	Agresso Cost Code
Legal Section	HJ30 H730
Audit Team & Equalities Officer	HJ60 H736
Governance and Performance Officer	HJ60 H736
Health & Safety Team	HJ70 H714
Democratic Services	
Democratic - Electoral Registration	HJ40 H733
Democratic - Member Support	HJ40 H731
Town Crier	EH05 E793
Parks	
Parks Team	HK10 H814
Playground Fitters	CG10 C533
Pavilion Attendants	CG10 C533
Sports	
Sports Office Team	HK10 H555
Sports Development	CH16 C550
Communication & Events	
Communication & Event Officers	HH10 H793
Events Operatives	EH20 E794

Coding when Recruiting New Employees

	Agresso Cost Code
<u>Housing & Communities</u>	
Housing salaries - Allocated across several services	
Strategic Housing	HL00 H903
Business Support	HL00 H905
Private Sector Housing	HL00 H901
Housing - Property services	HL00 H805
Housing Salaries - charged directly to one service	
Tenancy Services Team	LA00 L919
Housing Officers	LA00 L919
Housing - Financial Inclusion Team	LA00 L919
Housing -Direct Property services	LA01 L806
Housing - Capital Surveyors & Clerk of Works	SK30 S840
Housing Strategy	DB00 D903
Supported Housing	
Housing - Supported Housing Team	LB05 L938
Housing – Independent Living Officers	LB05 L904
Housing Cleaning	
Housing Estate Cleaners	LB25 L822
Housing - Cleaners	LB05 L823
Housing Craft Workers	
Housing - Reactive Operatives	LW01 L850
Housing - Void Operatives	LW95 L852
Housing - Capital Operatives	SK30 S850
Standby	
Standby	GA20 G302
Standby - Housing Call Out	LW05 L853
Communities	
Community Cohesion	HH00 H791
Antisocial Behaviour Team	HH00 H791

Coding when Recruiting New Employees

	Agresso Cost Code
<u>Regeneration & Public Protection</u>	
Markets	
Market Office Staff	AG00 A831
Market Workers	AG00 A516
Environmental Health	
Head of Environmental Health	HL40 H941
Principal BRS Officer	HL40 H941
Environmental Protection Officers	HL40 H942
Food & Occupational Safety	AR05 A941
Dog Wardens	AQ10 A942
Licensing	
Licensing Team	HL40 H734
Planning	
Planning - HL40	HL40 H932
Planning – BL10	BL10 B931
Planning - BL30	BL30 B932
Planning Enforcement	BL30 B933
Planning Policy Team	HL40 H795
Town Centre & Estates	
Land and Property Team	HL20 H797
Town Centre Officers	HL20 H927
Economic Development	ER00 E738
Craft Centre Cleaners	EE30 E523
Other	
Healthy Living Network	HL60 H949
Harriers Club	HP00 H560

MENTEC CODING WHEN PAYING IN MONEY AT CASH OFFICE

Information to help when paying in money over the counter.
 Allows extra data to be entered where appropriate.
 Using the Mentec code will automatically enter the Agresso Codes.

(Agresso cost code shown for information purposes only)

Mentec Code	Description	Account	Cost Centre	Analysis
<u>Asset Management & Street Services</u>				
Community Centres				
NEWTOWN	Newtown Centre Room Hire	9566	CH30	C000
KCC VEND	Keresley Community Centre Vending	9283	EH27	E000
KCC ROOM	Keresley Community Centre Room Hire	9566	EH27	E000
Civic Hall				
BOX	Civic Hall Show Income	8909	CN05	C000
STREAM	Streamline Civic Hall	8909	CN05	C000
TICKETS	Tickets.Com System	8909	CN05	C199
WEST END	Tokens Code	8910	CN05	C000
CH ROOM	Civic Hall Room Hire	9566	CN05	C000
EPS HIRE	Hall Hire Private Shows	9552	CN11	C000
HOTDRINK	Civic Hall Hot Drinks	9281	CN20	C000
ICES	Civic Hall Ices	9284	CN20	C000
PREM STG	Premier Stage Direct Debit	9285	CN20	C000
BUFFET	Civic Hall Buffets	9285	CN20	C000
BISTRO	Civic Hall Bistro	9289	CN20	C000
BAR	Civic Hall Bar	9287	CN21	C000
Museum				
DONATION	Museum Donations	9116	CO05	C000
MUS SHOP	Museum Resale Goods	9259	CO05	C000
PAINTING	Commission Sale Of Painting	9447	CO05	C000
MUS ROOM	Museum Room Hire	9566	CO05	C000
Refuse & Recycling				
BULKY	Bulky Refuse Collection	9344	AL05	A000
LITTER	Litter Enforcement Notices	9368	AL10	A000
1100 BIN	Trade Bin	9231	AL25	A000
SMURFIT	Smurfit Kappa	9237	AL25	A000
TRADE SK	Trade Sacks	9345	AL25	A012
GREEN	Additional Green Bins	9296	AM10	A000
COMPOST	Compost Bins	9294	AM10	A110
REDBOX	Recycling Bins And Caddies	9297	AM15	A000

Coding when Paying in Money at Cash Office

Mentec Code	Description	Account	Cost Centre	Analysis
<u>Asset Management & Street Services (continued)</u>				
Parking				
CV1	Mobile Phone Parking Charges	9361	BA90	B000
CN1	Upper Abbey Street Long Stay	9511	BA90	B501
CN2	Regent Street No 2 Long Stay	9511	BA90	B502
CN3	Orchard Street Long Stay Cp	9511	BA90	B503
CN5	Victoria Street Long Stay Cp	9511	BA90	B505
CN6	Pool Bank Street Long Stay	9511	BA90	B506
CN7	Riversley Park Long Stay Cp	9511	BA90	B507
CN8	Town Hall Short Stay Cp	9511	BA90	B508
CN9	Church Street Short Stay Cp	9511	BA90	B509
CN10	Regent Street No 1 Short Stay	9511	BA90	B510
CN11	Rope Walk Mscp	9511	BA90	B511
CN12	Abbey Street Co-Op Short Stay	9511	BA90	B512
CN13	Justice Walk Short Stay Cp	9511	BA90	B513
CN14	Harefield Rd Mscp	9511	BA90	B514
CN15	Meadow Street Nuneaton	9511	BA90	B515
CN16	Riverside Car Park	9511	BA90	B516
CN17	Pingles Leisure Centre	9511	BA90	B517
CB14	Bedworth Railway Station	9511	BA90	B614
CB15	Bedworth Leisure Centre	9511	BA90	B615
CB16	Park Rd-Mill St Long Stay Cp	9511	BA90	B616
CB17	Civic Hall No 2 -Spitalfields	9511	BA90	B617
CB19	Civic Hall No1- Spitalfields	9511	BA90	B619
SEASON T	Car Park Season Ticket	9515	BA90	B000
CPE 50	Civil Parking Enforcement £50	9540	BA90	B000
CPE 25	Civil Parking Enforcement - £25	9541	BA90	B000
CPE 75	Civil Parking Enforcement £75	9542	BA90	B000
CPE 35	Civil Parking Enforcement £35	9544	BA90	B000
CPE 70	Car Parking Fine £70	9544	BA90	B000
CPE 105	Parking Fine	9545	BA90	B000
CPE 82	Civil Parking Enforcement £82	9546	BA90	B000
CPE 112	Civil Parking Enforcement £112	9547	BA90	B000
Transport				
MOT	MOT Group4	9899	QZ20	Q006

Coding when Paying in Money at Cash Office

Mentec Code	Description	Account	Cost Centre	Analysis
<u>Regeneration & Public Protection</u>				
Town Centre & Estates				
PROM SPA	Town Centre Promotional Space	9150	ER01	E000
SUB GEN	Sub Station General Fund	9601	EE25	E000
FAIRRIDE	Fairground Ride Town Centre	9150	ER01	E000
Markets				
ST TRADE	Street Trading Food & Flowers	9381	AG00	A000
NUN SAT	Market Rents Nuneaton Saturday	9620	AG00	A001
MARK BED	Market Rents Bedworth	9620	AG00	A002
NUN WED	Market Rents Nuneaton Wednesday	9620	AG00	A003
CAR BOOT	Car Boot Bedworth	9624	AG00	A002
CHARITY	Charity Stall	9625	AG00	A000
Environmental Health				
PET SHOP	Pet Shop Licence	9311	AQ05	A000
ANIMAL B	Animal Boarding Licence	9314	AQ05	A000
DOG BRED	Dog Breeding Licence	9334	AQ05	A000
RIDE EST	Riding Establishment Licence	9335	AQ05	A000
DISP EST	Disposal Of Estate Burial Exp	9351	AQ05	A000
EPA	Environmental Permit	9354	AQ05	A000
ENVIRSEA	Environmental Searches	9356	AQ05	A000
NOISE	Noise Abatement	9425	AQ05	A000
RIDING L	Riding Licence Fees	9314	AQ10	A000
DOGS	Dog Fouling Fines	9369	AQ10	A000
STRAYS	Stray Animal Charges	9370	AQ10	A000
COMMPEST	COMMERCIAL PEST CONTRACT	9141	AQ15	A000
PESTWASP	Pest Control - Wasps	9305	AQ15	A000
PESTFLEA	Pest Control - Ant/Flea/Bugs	9306	AQ15	A000
PESTRAT	Pest Control - Rats & Mice	9307	AQ15	A000
SALVAGE	Motor Salvage Licence	9302	AR05	A000
ACUPUNC	Acupuncture Licence	9308	AR05	A000
ELECTROL	Electrolysis Licence	9310	AR05	A000
TATTOO L	Tattoo Licence	9312	AR05	A000
EAR PIER	Ear Piercing Licence	9316	AR05	A000
Street Naming				
STREET N	Street Naming	9309	BL17	B000

Coding when Paying in Money at Cash Office

Mentec Code	Description	Account	Cost Centre	Analysis
<u>Regeneration & Public Protection (continued)</u>				
Building Control & Planning				
BLG PLAN	Building Control Full Plans Plan Checking Fee	9321	BL20	B000
BLG INSP	Building Control Site Full Plans Inspection Fee	9322	BL20	B000
BLG NOTI	Building Control Building Notices	9327	BL20	B000
BLG REG	Building Control Regularisation & Reversion	9330	BL20	B000
BLG SUPP FEE	Building Control Supplementary Charges	9361	BL20	B000
BLG COPY	Building Control Copies	9336	BL20	B000
PLAN APP	Planning Application Fee	9323	BL30	B000
PLN PORT	Planning Portal	9323	BL30	B000
COPY 106	Copies of Section 106	9324	BL30	B000
COPY TPO	Copies of TPO	9324	BL30	B000
COPYS	Other photocopies	9324	BL30	B000
PLANCOPY	Copies of Plans	9324	BL30	B000
DC DECIS	Copies of Decision Notices	9324	BL30	B000
DCADVICE	Planning PreApplication Advice	9500	BL30	B000
S106 MON	Section 106 Monitoring Fee	9626	BL30	B000
S106 DIS	Section 106 Discharge Fee	9627	BL30	B000
S215	Section 215 Recoverable charges	9808	BL32	B000
Land Charges				
SEARCHES	Land Charges Search Fees	9304	EK00	E000
PERSEARC	Land Charges – Personal Search Fees	9304	EK00	E034
LANDDOCS	Copies of Land Charge Documents	9304	EK00	E000
CON29	Land Charges Con 29	9320	EK00	E000
Licensing				
TAXI D	Taxi Drivers Licence	9313	EL00	E089
TAXI V	Taxi Vehicle Licence	9313	EL00	E090
TAXI OP	Taxi Licence	9313	EL00	E000
SEX SHOP	Sex Shop Licence	9317	EL00	E000
LIC 89 P	Licence Minor Variation La2003	9318	EL00	E000
PREM LIC	Premises Licence La2003	9318	EL00	E000
TEMP LIC	Temporary Licence La2003	9318	EL00	E000
GAMB LIC	Gambling Licence	9319	EL00	E000
LOTT PER	Lottery Permit	9319	EL00	E000
SCRAP	Scrap Metal Licence	9332	EL00	E000

Coding when Paying in Money at Cash Office

Mentec Code	Description	Account	Cost Centre	Analysis
<u>Housing & Communities</u>				
Housing				
CALDWELL	Caldwell Mobile Home Site	9436	DD00	D000
IMM	Immigration Letters	9394	DN00	D000
CAPITAL	Capital Fee Income	9570	HL00	H805
SUB HRA	Sub Station HRA	9632	LY02	L000
KEYREP	Replacement Key/Key Cutting	9342	LY04	L000
TVLIC	Communal TV Licences	9331	LY04	L000
RECHREPS	Rechargeable Repairs	9395	LY04	L000
KEYFOB	Replacement Key Fob	9395	LY04	L000
TOMELLIS	Tom Ellis Court Tokens	9436	LY04	L000
WASHERD	Washer Tokens Dorlecote	9436	LY04	L000
GLRENTS	General Ledger Rents Code	9280	S20H	S000
RENTS	Council House Rents	9280	S20H	S000
<u>Governance & Recreation</u>				
Legal				
ASS FEES	Assignment Fees	9425	HJ30	H980
COVENANT	Release Of Covenants	9425	HJ30	H991
LIC FEES	Licence Fees	9425	HJ30	H983
LND REG	Land Registry Fees	9425	HJ30	H982
LSE FEES	Lease Fees	9425	HJ30	H986
S106 LEG	Section 106 Legal Fees	9425	HJ30	H984
SALE LSE	Sale Of Leasehold Property/Land	9425	HJ30	H987
SALEFREE	Sale Of Freehold Property/Land	9425	HJ30	H988
TFR FEES	Transfer Fees	9425	HJ30	H985
VAR FEES	Deeds Of Variation Fees	9425	HJ30	H989
CHSALE	Ch Sale Stationery Fee	9425	HJ30	H981
COURT FEE	Court Costs Fees	9425	HJ30	H990
Democratic Services				
ELEC REG	Sale Of Electoral Register	9210	EA00	E000
MARK REG	Sale Of Marked Register	9210	EA00	E000
CONF REG	Confirmation Of Registration L	9210	EA00	E000

Coding when Paying in Money at Cash Office

Mentec Code	Description	Account	Cost Centre	Analysis
<u>Governance & Recreation</u>				
Cemeteries				
MEMORIAL	Memorial Erection	9299	CC00	C000
REM BK	Remembrance Book	9366	CC00	C000
MEMPLAQ	Memorial Plaques And Benches	9382	CC00	C000
USHER	Usher Service	9391	CC00	C000
BURIAL	Burial Rights & Grave Ownership	9298	CC00	C000
ASHES	Internment Of Ashes	9363	CC00	C000
GRAVE	Grave Upkeeps	9364	CC00	C000
VASE	Memorial Blocks & Vases	9385	CC00	C000
ASHES	Ashes From Another Area	9570	CC00	C000
Parks				
FUNFAIR	Funfair	9372	CG00	C000
Communication & Events				
INTCHADV	Advertising Space In In Touch	9315	EC00	E000
BONDS	Bonds	9315	EH20	E000
LANDHIRE	Hire Of Land For Events	9315	EH20	E000
WREAAMCE	Sale Of Wreath-Armistice	9315	EH20	E150
WREANUN	Sale Of Wreath-Nun Remembrance	9315	EH20	E151
WREABULK	Sale Of Wreath-Bulk Remembrance	9315	EH20	E152
WREA A F	Sale Of Wreath-Armed Forces Pa	9315	EH20	E154
WREABED	Sale Of Wreath-Bed Remembrance	9315	EH20	E156
WREANORM	Sale Of Wreath-Normandy Day	9315	EH20	E164
Equalities				
CP TRAIN	Child Protection Training	9215	ED05	E000
FD TRAIN	Fairness & Diversity Training	9215	ED05	E000

Coding when Paying in Money at Cash Office

Mentec Code	Description	Account	Cost Centre	Analysis
<u>Business Improvement</u>				
Postage & Printing				
CLN MAIL	Clean Mail Credits	9181	GH05	G000
PRINTING	Printing	9140	GH04	G000
Concessionary Bus Passes				
BUS PASS	Replacement Bus Pass	9147	EG00	E121
<u>Finance & Planning</u>				
Revenue & Benefits				
CHGE CIR	Change Of Circumstances	9146	HL10	H701
FALSE ST	Court Payment False Statement	9146	HL10	H701
Finance				
CRIM DAM	Court Payment Criminal Damage	9410	EH35	E000
COURTS	Court Costs	9410	EH35	E000
ADV PAY	Payroll Advances Of Pay	6601	W21P	W000